

AQUAPRO

Clean Water

AQUAPRO INDUSTRIAL CO., LTD.

● Head Office

7F, NO. 202, SEC. 5, NANKING E. RD.,
TAIPEI, TAIWAN, R.O.C.
Tel: 886-2-27673018
Fax: 886-2-27663197
E-mail: aquapro.taiwan@hibox.hinet.net

● Factory

NO. 388, SEC. 5, YUAN-LU RD., PU-HSIN,
CHANG-HUA HSIEN, TAIWAN, R.O.C.
Tel: 886-2-27673018
Fax: 886-2-27663197
Web Site: <http://www.aquapro.com.tw>

INDUSTRIAL



DOMESTIC



COMPONENTS



OEM





Invites you to a whole new clean water world!

AQUAPRO established in 1992, is your authentic choice for acquiring pure water and water purification system, the worldwide leading brand. Our credo: high quality, low defaults & easy installation. We provide a trinitarian service: manufacture, trade and development of new technologies and new products. We believe that in a world of increasing pollution and need for pure water, your satisfaction comes from our incessant progress.



Contents

- Reverse Osmosis System P01-P04
- Direct Flow System, City Flow System P05-P06
- Aquarium RO system, RO Membrane P07
- Compact, Commercial RO, Water Treatment System P08-P13
- Ultra Filtration System, Sea Water System P14
- Countertop , Under Sink & Whole House Filtration P15-P18
- Facial & Shower Filter P19
- Drinking & Kitchen Faucet P20-P21
- Filter Housings P22-P24
- Filter Cartridges P25-P27
- Inline Filters & Energizer P28-P31
- Ultraviolet Water Sterilizer P32-P38
- Cluster Filter Housings, Bag Filter Housings P39-P40
- Pressurized Tanks, RO Pumps, Pump Prefilter P41-P42
- Components: Valve/Adapter/Connector/Tubing P43-P44
- Water Dispensers P45-P47
- Solenoid Valves, Gauge, Flow Meters P48
- Plastic Fittings & Quick Connectors P49-P50
- Mounting Brackets, S.Steel Screws P51
- Testing Equipments, Flush Control, Pressure Reducers P52
- Anti-Scale Devices, Water Softener & Components P53-P58



Choice For Drinking Water

UV Sterilized & Auto Flush Type

01

R.O. DRINKING WATER SYSTEM



AP-500

- 4 Stage mini RO system
- 5" sediment prefilter
- 5" carbon block prefilter
- RO membrane(50, 75GPD)
- Post inline GAC filter
- Faucet & Installation kit
- 3.2 gal. RO tank & ball valve
- Shipping dimension & weight: 42x39x33cm 10kgs



AP-580 AP-580P

- 4 Stage RO system
- 10" sediment prefilter
- 10" GAC prefilter Carbon block
- Booster pump 110/220V, 50/60Hz (AP-580P)
- RO membrane(50, 75, or 100GPD)
- Post inline GAC filter
- Faucet & installation kit
- 4.4 gal. RO tank & ball valve
- Shipping dimension & weight: 47x39x47cm 11.70kgs
- 50x39x49.5cm 15kgs (AP-580P)



AP-600 AP-600P

- 5 Stage RO system
- 10" sediment prefilter
- 10" GAC prefilter
- 10" carbon block prefilter
- RO membrane(50, 75, or 100GPD)
- Post inline GAC filter
- *Booster pump 110/220V, 50/60Hz (AP-600P)
- *Option: Anti-scalent filter
- Faucet & installation kit
- 4.4 gal. RO tank & ball valve
- Shipping dimension & weight: 50x40x49cm 13.4kgs
- 50x49x40cm 17kgs (AP-600P)



AP-600P-ST2

- 5 Stage RO system w/pump & stand
- 10" sediment prefilter
- 10" GAC prefilter
- 10" carbon block prefilter
- 10" carbon block prefilter
- Booster pump 110/220V, 50/60Hz
- RO membrane(50, 75, or 100GPD)
- Post inline GAC filter
- *Option: Gauge-S
- Faucet & installation kit
- 4.4 gal. RO tank & ball valve
- Shipping dimension & weight: 55x39.5x49cm 17.3kgs



AP-600-UV1-ST2

- 5 Stage RO system w/pump & UV1
- 10" sediment prefilter
- 10" GAC prefilter
- 10" carbon block prefilter
- Booster pump 110/220V, 50/60Hz
- RO membrane(50, 75, or 100GPD)
- Post inline GAC filter
- Anti-scalent filter
- UV1GPM sterilizer
- *Option: Gauge-S
- Faucet & installation kit
- 4.4 gal. RO tank & ball valve
- Shipping dimension & weight: 55x39.5x49cm 18.6kgs



AP-800

- 5 Stage RO system w/auto flush
- 10" sediment prefilter
- 10" GAC prefilter
- 10" carbon block prefilter
- Booster pump 110V/220V, 50/60Hz
- RO membrane(50, 75, or 100GPD)
- Post inline GAC filter
- *Option: Anti-scalent filter
- *Auto flushing controller & 24V solenoid valve
- Faucet & installation kit
- 4.4 gal. RO tank & ball valve
- Shipping dimension & weight: 52x50x49cm 19kgs

02

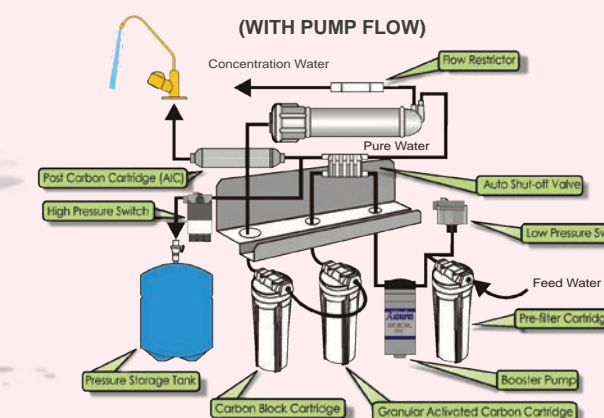
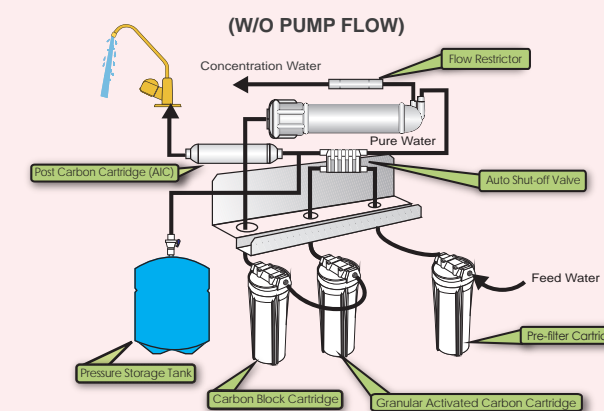
R.O. DRINKING WATER SYSTEM



AP-600-UVS

- 5 Stage RO system w/pump & UVS
- 10" sediment prefilter
- 10" GAC prefilter
- 10" carbon block prefilter
- Booster pump 110/220V, 50/60Hz
- RO membrane(50, 75, or 100GPD)
- Post inline GAC filter
- Anti-scalent filter
- Six-circulated UVS & 24V transformer
- Faucet & installation kit
- 4.4 gal. RO tank & ball valve
- Shipping dimension & weight: 53x52x49cm 20kgs

TYPICAL R.O. UNIT FLOW CHART



Very Healthy - Pure & Alkaline

Unique & Exclusive

03

R.O. DRINKING WATER SYSTEM



VH-RO6

6 Stage RO system

- AIP-2: inline sediment filter
- AIC-25: inline GAC filter
- RO membrane(50, 75, or 100GPD)
- AIC-2: Post inline GAC filter
- AIM-2: mineralizer filter
- Faucet & installation kit
- 4.0 gal. Plastic tank & ball valve
- Shipping dimension & weight: 49x37x45cm 13kgs



VH-RO4P

4 Stage RO system w/pump

- AIP-2: inline sediment filter
- AIC-25: inline GAC filter
- RO membrane (50, 75, or 100GPD)
- AIC-2: Post inline GAC filter
- Faucet & installation kit
- 4.0 gal. Plastic tank & ball valve
- Shipping dimension & weight: 49x37x45cm 17.5kgs



*OPTION: WITH LCD DIGIT FLOW MONITOR

AQB-50G / 75G / 100G

AQB 5 Stage RO system

- Disposable prefilters:
- NLF-PP: Sediment
- NLF-AC: GAC
- NLF-CB: Carbon block
- RO membrane (50,75,or 100GPD)
- Post inline filter
- *Mineral filter - option
- Faucet & installation kit
- 4.0 gal. Plastic tank & ball valve
- Shipping dimension & weight: 49x37x45cm 13kgs



EASY REMOVABLE PLATE - FOR REPLACEMENT

AQB-P-50G / 75G / 100G

AQB 5 Stage RO system w/Pump

- Disposable prefilters:
- NLF-PP: Sediment
- NLF-AC: GAC
- NLF-CB: Carbon block
- Booster pump 110/220V,50/60Hz
- RO membrane (50,75,or 100GPD)
- Post inline filter
- *Mineral filter - option
- Faucet & installation kit
- 4.0 gal. Plastic tank & ball valve
- Shipping dimension & weight: 49x37x45cm 17.5kgs



EASY FLOW MONITOR (*OPTION)



ONE SIDE IN/OUT + WIRE PLUG (PUMP)

04

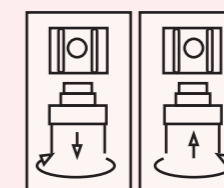
R.O. DRINKING WATER SYSTEM



NL-RO4H **NL-UF4**

4 Stage RO system

- Sediment & Carbon prefilters
- RO membrane (50, 75, or 100GPD)
- *UF membrane 0.02u
- Post GAC filter
- Faucet & installation kit
- 3.2gal. RO tank & ball valve
- Shipping dimension & weight: 46X39X49CM 12.8kgs



Disposable Filters



NL-RO5 **NL-RO5P-ST**

5 Stage RO system (w/pump)

- Sediment prefilter
- GAC prefilter
- Carbon block prefilter
- (Booster pump 110/220V, 50/60Hz)
- RO stand for NL-RO5P-ST
- RO membrane(50,75, or 100GPD)
- Post inline GAC filter
- Faucet & installation kit
- 3.2 gal. RO tank & ball valve
- Shipping dimension & weight: 46X39X49CM 14kgs
- 55X39.5X49CM 16.3kgs (stand type)



AP-680

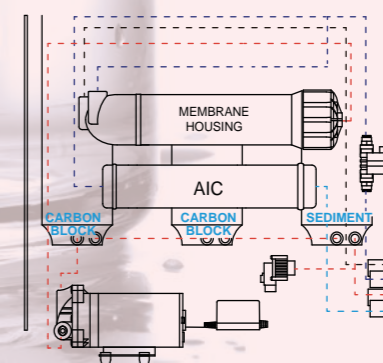
4 Stage RO system

AP-680P

4 Stage RO system w/Pump

- Sediment prefilter
- Carbon block prefilter
- (Booster pump 110/220V, 50/60Hz)
- RO membrane(50, 75, or 100GPD)
- Post inline GAC filter
- Faucet & installation kit
- 4.0 gal. Plastic tank & ball valve
- Shipping dimension & weight: AP-680 44x42x43cm 10.4kgs
- AP-680P 59x42x44cm 14.50kgs

AP-999P FLOW CHART



AP-999

5 Stage RO system

AP-999P

5 Stage RO system w/pump

- Sediment prefilter
- Carbon block prefilters x 2
- (Booster pump 110/220V, 50/60Hz)
- RO membrane(50, 75, or 100GPD)
- Post inline GAC filter
- Faucet & installation kit
- 4.0 gal. Plastic tank & ball valve
- Shipping dimension & weight: AP-999 51x43x45cm 14kgs
- AP-999P 51x43x45cm 17.8kgs

Direct Flow RO System

AQUA CUBE BOX - All in one system, Streamline, Digit flow monitor, Leakage detector



AQB-600D

600GPD Direct flow system
 NL-PP sediment prefilter
 NL-AC gac prefilter
 NL-CB carbon block prefilter
 HP Booster pump 110/220V, 50/60Hz
 Transformer 24V 3A
 *RO membrane 400GPD*1 200GPD*1
 (or 200GPD*3)
 Post inline filter
 Solenoid valve
 LCD Digit Flow monitor:
 5 filter setting, 6000L
 Faucet & installation kit
 Carry-on box
 Shipping dimension & weight:
 25x42.5x51cm, 18.5kgs

Compact or Stainless Steel Case



AP-800-DIR

6 Stage RO Direct Flow system
 10" sediment prefilter
 10" GAC prefilter
 10" carbon block prefilter
 Anti-scale AIH filter
 Booster pump 110/220V, 50/60Hz
 RO membrane (3012, 400GPD)
 Post inline GAC filter
 Auto-flush controller & solenoid valve
 Faucet & Installation kit
 Shipping dimension & weight:
 48.5X26X54.5cm 16.8kgs

AP-800DIR-ST

400G (800G) RO Direct Flow system
 10" sediment prefilter
 10" GAC prefilter
 10" carbon block prefilter
 Booster pump x1 (x2) 110/220V, 50/60Hz
 RO membrane (400GPD) x1 (x2)
 Post inline GAC filter
 Auto-flush controller & solenoid valve
 Faucet & Installation kit
 48X32X61cm 20.2kgs

ARO-400G-2C

400G RO Direct Flow system
ARO-800G-2C
800G RO Direct Flow system
 10" prefilters*3
 Anti-scale AIH filter
 Booster pump 110/220V, 50/60Hz
 RO membrane (3012, 400GPD)*1, *2
 Auto-flush controller & solenoid valve
 TDS conductivity meter
 Flow meters & gauges
 Shipping dimension & weight:
 50X54X71cm 50kgs

City Flow RO - Counter Top & DIY



WHITE & GREY



IVORY/LIGHT GREY

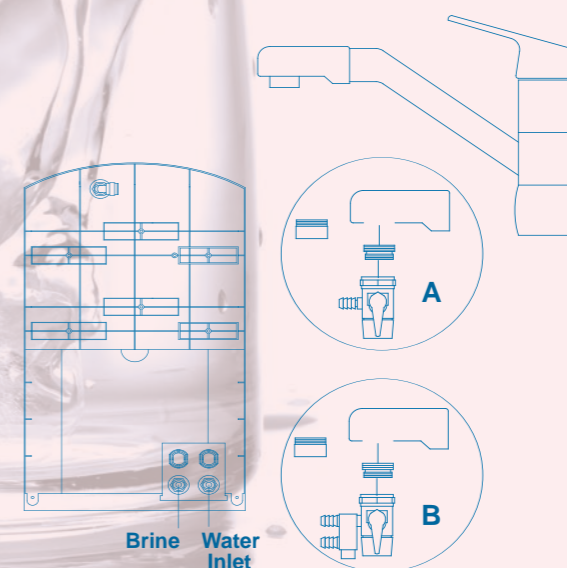


RED/BLACK

*Shipping dimension & weight:
 41x28x43.5cm 8.4kgs

- 5L Pure water tank
- Compact dimension
- 18 minutes get full tank
- DIY replacement
- For home & office
- Reverse osmosis
- With or w/o pump
- Ultra filtration
- Filtration

DIY INSTALLTION TO KITCHEN TAP



CTFLO-F2

Disposable prefilter
 AIM-25PC (4 media) post filter



CTFLO-RO3

Disposable prefilter
 RO membrane 50GPD
 AIC-2CT post filter



CTFLO-ROP3

Disposable prefilter
 RO membrane 50GPD
 Booster pump:
 110/220V, 50/60Hz
 AIC-2CT post filter

Aquarium RO, Clean Water for Fish

AQUARIUM RO KIT



NL-RO3-AQUA

3 Stage Aquarium RO unit

Disposable sediment prefilter
 Disposable carbon prefilter
 RO membrane (50, 75, 100GPD)
 *NL-RO3-AQUA: w/o pump
 *NL-RO3PP-AQUA: w/ ESP pump
 Shipping dimension & weight:
 72.5X39.5X43cm 18.5kgs (w/o pump)
 72.5X39.5X43cm 23kgs (w/ ESP pump)

AQUAP

Aquarium RO unit

Inline sediment filter
 Inline GAC filter
 RO membrane (50,75,100GPD)
 Flow restrictor: Regular or Adjustable
 *AQUAP: Without pump
 *AQUAP-P: With booster pump
 *AQUAP-PP: With energy saving pump
 Shipping dimension & weight:
 41.5X40X60.5cm 25kgs (AQUAP)
 61X43X24.5cm 15.8kgs (AQUAP-P)

RO Element & UF Element




MODEL	Permeate Flow Rate GPD (L/H)	Stabilized Salt Rejection(%)	Applied Pressure Psig (bar)	Shipping Dimension/ Weight
AQUALAST-1812	75 (12)	98.0	50 (3.4)	25pcs/36x37x37cm/7.2kg
MBFT-75	75 (12)	98.0	50 (3.4)	25pcs/36x37x37cm/7.2kg
MBFT-100	100 (16)	98.0	50 (3.4)	25pcs/36x37x37cm/7.2kg
MBAQ-50	50 (7.9)	96.0	50 (3.4)	25pcs/37x37x33cm/6.1kg
MBAQ-75	75 (12)	96.0	50 (3.4)	25pcs/37x37x33cm/6.1kg
MBAQ-200	200 (31.5)	90.0	50 (3.4)	25pcs/37x37x33cm/6.1kg
MBAQ-400	400 (63)	95.0	50 (3.4)	10pcs/52x23x36cm/6.8kg

MODEL	Permeate Flow Rate GPD (M3/d)	Stabilized Salt Rejection(%)	Applied Pressure Psig (bar)	Shipping Dimension/ Weight
MBAQ2521	300 (1.14)	99.0	150 (10.3)	25pcs/55x35x33/14.7kg
MBAQ4021	1000 (3.79)	99.0	150 (10.3)	10pcs/50x26x60/14kg
MBAQ4040	2200 (8.33)	99.0	150 (10.3)	1pc/114x13x13/3.3kg
MBFT4040	2200 (8.33)	99.0	150 (10.3)	1pc/114x13x13/3.3kg
MBFT8040	7000 (26.5)	99.0	150 (10.3)	1pc/107x22x21/12.9kg

UF MODEL	Permeate Flow Rate GPD (tap water) @ 50psi	Nominal pore size	Chlorine tolerance pH range	Shipping Dimension/ Weight carton/ cm/ kgs
MBAS-UF2012	700 ± 10%	0.05	50ppm (ph2-13)	25pcs/31.5x28.5x28/10.3kg
MBAS-UF4040	11500 ± 10%	0.05 (or 0.02)	50ppm (ph2-13)	1pcs/114x13x13/3.3kg

Compact Types 150Gpd-400Gpd



ARO-150G

ARO-150G-N

20" 5 micron Prefilter
 20" 1 micron Prefilter
 20" Carbon block Prefilter
 Anti-Scalent Prefilter
 Booster Pump & Transformer
 TFC R.O. membranes(75GPD*2)
 Post Granular Carbon filter
 High/Low Pressure Switch
 Auto Shut-off Valve
 Flow Restrictor
 Faucet & Installation kit
 Auto Flush Controller(option)
 Solenoid Valve 3/8", 1/4"
 Shipping Dimension & weight:
 48X26X83cm 20kgs




ARO-200G

ARO-300G

ARO-200G-N

ARO-300G-N

20" 5 micron Prefilter
 20" 1 micron Prefilter
 20" Carbon block Prefilter
 Anti-Scalent Prefilter
 Booster Pump & Transformer *1 set,*2 sets
 TFC R.O. membranes(100GPD*2,*3)
 Post Granular Carbon filter
 High/Low Pressure Switch
 Auto Flush Controller(option)
 Solenoid Valve 3/8", 1/4"
 Shipping Dimension & weight:
 48X32X83cm 28kgs (ARO-200G)
 48X32X83cm 28.3kgs (ARO-300G)



ARO-400G

ARO-400G-N

20" 5 micron Prefilter
 20" 1 micron Prefilter
 20" Carbon block Prefilter
 Anti-Scalent Prefilter
 Booster Pump & Transformer *2 sets
 TFC R.O. membranes(100GPD*4)
 Post Granular Carbon filter
 High/Low Pressure Switch
 Auto Flush Controller(option)
 Solenoid Valve 3/8", 1/4"
 Shipping Dimension & weight:
 48X32X83cm 29kgs

Commercial Type 300gpd to 1000gpd

1500gpd to 4500gpd

MINI TYPE



ARO-300G-2



ARO-600G-2

S.steel frame
 20" Prefilters x 3
 S.steel Membrane vessel (*2)
 2.5" x 21" membrane (*2)
 Inlet & Flush Solenoid Valve
 Gauge & Flow meter
 125gph vane pump & 1/2hp motor
 Auto Flush Controller
 *Option: TDS Water quality monitor
 Pressure Regulator
 Anti-scalent device
 Electricity consumption: 392W
 Shipping Dimension & weight:
 48X60X72cm 35kgs (300G-2)
 48X60X72cm 36kgs (600G-2)



ARO-1000G-2



ARO-1000G-2T

S.steel frame (S.steel case)
 20" Prefilters x 3
 S.steel Membrane vessel
 4" x 21" membrane
 Inlet & Flush Solenoid Valve
 Gauge & Flow meter
 125gph vane pump & 1/2hp motor
 Auto Flush Controller
 Pressure Regulator
 *2T: 60L Tank & Delivery Pump
 Electricity consumption: 392W
 Shipping Dimension & weight:
 64X48X72cm 35.5kgs (1000G-2)
 117X51X71cm 60kgs (1000G-2T)

ARO-800G - 1000G



ARO-800G




ARO-800G-C



ARO-800G-VP

S.steel frame (Control box-option)
 20" Prefilters x 3
 S.steel Membrane vessel
 4" x 21" membrane
 Inlet & Flush Solenoid Valve
 Gauge & Flow meter
 240gph vane pump & 1hp motor
 Vertical Pump 1.1kw (ARO-800G-VP)
 Auto Flush Control & TDS detector
 Pressure Regulator
 Anti-scalent device
 Electricity consumption: 764W
 Shipping Dimension & weight:
 80X50X116cm 60kgs



ARO-1500G up to 2000G

S.steel frame (Control box-Option)
 20" Prefilters x 3
 S.steel or Fiber Glass Membrane vessel
 4" x 40" membrane
 Inlet & Flush Solenoid Valve
 Source & Ro Gauge
 Inlet & Concentration Flow meter
 240gph vane pump & 1hp motor
 S.steel Vertical Pump 1.1kw (ARO-2000G-VP)
 Auto Flush Control & TDS detector
 Pressure Regulator
 Anti-scalent device
 Electricity consumption: 764W
 Shipping Dimension & weight:
 80X50X145cm 65kgs



ARO-3000G up to 4000G

S.steel frame (Control box-Option)
 20" Prefilters x 3
 S.steel or Fiber Glass Membrane vessel
 4" x 40" membrane*2
 Inlet Actuator & Flush Solenoid Valve
 Source & Ro Gauge
 Inlet & Concentration Flow meter
 S.steel Vertical Pump 1.1kW
 (single phase motor)
 Auto Flush Controller & TDS detector
 Pressure Regulator
 Gate Valve
 Anti-scalent device*1
 Electricity consumption: 1120W
 Shipping Dimension & weight:
 80X50X145cm 78kgs



ARO-4500G up to 5500G

S.steel frame (Control box-Option)
 20" Prefilters x 3
 S.steel or Fiber Glass Membrane vessel
 4" x 40" membrane*3
 Inlet Actuator & Flush Solenoid Valve
 Source & Ro Gauge
 Inlet & Concentration Flow meter
 S.steel Vertical Pump 2.2kW
 (single phase motor)
 Auto Flush Controller & TDS detector
 Pressure Regulator
 Gate Valve
 Anti-scalent device*2
 Electricity consumption: 2220W
 Shipping Dimension & weight:
 80X50X145cm 88kgs

6000gpd to 14000gpd

Wide RO 1000gpd to 14000gpd



ARO-6000G up to 8000G

- S.steel frame (Control box-Option)
- S.steel or Fiber Glass Membrane vessel*4
- 4" x 40" membrane*4
- Inlet Actuator & Flush Solenoid Valve
- Source & Ro Gauge
- Inlet & Concentration Flow meter
- S.steel Vertical Pump 2.2kW (single phase motor)
- Auto Flush Controller & TDS detector
- Accumulated timer
- Pressure Regulator
- Gate Valve, Anti-scalent device*2
- Electricity consumption: 2220W
- Shipping Dimension & weight: 80X50X145cm 88kgs



ARO-10000G up to 12000G


- S.steel frame (Control box-Option)
- S.steel or Fiber Glass Membrane vessel*6
- 4" x 40" membrane*6
- Inlet & Flush Solenoid Valve
- Source & Ro Gauge
- Inlet & Concentration Flow meter
- S.Steel Vertical Pump 4.0kW (three phase motor)
- Auto Flush Controller & TDS detector
- Accumulated timer
- Pressure Regulator
- Gate Valve
- Anti-scalent device*3
- Electricity consumption: 4020W
- Shipping Dimension & weight: 112X101X150cm 120kgs



ARO-14000G up to 16000G

- S.steel frame (Control box-Option)
- S.steel or Fiber Glass Membrane vessel*8
- 4" x 40" membrane*8
- Inlet Actuator & Flush Solenoid Valve
- Source & Ro Gauge
- Inlet & Concentration Flow meter
- S.steel Vertical Pump 4.0kW (three phase motor)
- Auto Flush Controller & TDS detector
- Accumulated timer
- Pressure Regulator
- Gate Valve, Anti-scalent device*4
- Electricity consumption: 4020W
- Shipping Dimension & weight: 112X101X150cm

S.steel Display Type



ARO-2000G-W / 3000G-W

- S.steel frame
- Control box - Clear or S.steel
- 20" Big blue prefilters x 2
- Dosing pump - option
- S.steel or Fiber Glass Membrane vessel
- 4" x 40" membrane *1 *2
- Inlet & Flush solenoid valve
- Gauge & Flow meter
- S.steel vertical pump 1.1kW (3000G)
- Auto flush Control & TDS detector
- Pressure regulator
- Recycle device
- Electricity consumption: 764W (1120W)
- Shipping dimension & weight: 93x59x151cm 95kgs
- 115x59x151cm 110kgs



ARO-4500G-W / 6000G-W

- S.steel frame
- Control box - Clear or S.steel
- 20" Big blue prefilters x 2
- Dosing pump - option
- S.steel or Fiber Glass Membrane vessel
- 4" x 40" membrane *3 *4
- Inlet actuator & Flush solenoid valve
- Gauge & Flow meter
- S.steel vertical pump 2.2kW
- Auto flush control & TDS detector
- Pressure regulator
- Recycle device
- Electricity consumption: 2220W
- Shipping dimension & weight: 135x59x166cm 160kgs
- 135x59x166cm 170kgs



ARO-10000G-W / 14000G-W

- S.steel frame
- Control box - Clear or S.steel
- S.steel or Fiber Glass Membrane vessel
- Dosing pump - option
- 4" x 40" membrane *6 *8
- Inlet actuator & Flush Solenoid Valve
- Gauge & Flow meter
- S.Steel Vertical Pump 4.0kW, 4.4kW (three phase motor)
- Auto Flush Control & TDS detector
- Pressure Regulator
- Gate Valve
- Recycle device
- Electricity consumption: 4020W, 4420W
- Shipping Dimension & weight: 140x59x152cm 144kgs
- 144x59x166cm 160kgs

Horizontal RO System 6000gpd to 60000gpd

1000LPH ~ 2000LPH



ARO-A1-6000G
1000LPH



ARO-A1-14000G
2000 ~ 2500LPH

3000 ~ 4000LPH / 6000 ~ 8000LPH



ARO-A1-20000G (up to 25000G)
3000 ~ 4000LPH



ARO-A1-40000G
6000 ~ 8000LPH

10,000LPH



ARO-A1-60000G (up to 65000G)
9000 ~ 10000LPH

MODEL	Pre pump	Prefilters	Dosing pump set	Membrane	Control	RO pump	TDS meter
ARO-A1-6000G (220V)	1.5HP, 1.1kW	Big blue filters	3LPH	8"x40" *1	SS control box	3HP, 2.2kW	TDS-D
ARO-A1-14000G (380V)	1.5HP, 1.1kW	Cluster filter CF-14*1	3LPH	8"x40" *2	SS control box	5.5HP, 4kW	TDS-D
ARO-A1-20000G (380V)	2.0HP, 1.4kW	Cluster filter CF-14*1	3LPH	8"x40" *3	PLC control	5.5HP, 4kW	Conductivity
ARO-A1-40000G (380V)	5.5HP, 4.0kW	Cluster filter CF-14*2	3LPH	8"x40" *6	PLC control	10HP, 7.5kW	Conductivity
ARO-A1-60000G (380V)	5.5HP, 4.0kW	Cluster filter CF-14*2	3LPH	8"x40" *9	PLC control	10HP, 7.5kW	Conductivity
ARO-A1-80000G (380V)	7.5HP, 5.5kW	Cluster filter CF-20*2	3LPH	8"x40" *12	PLC control	15HP, 10kW	Conductivity

UF Filtration & Sea Water RO System

UF System



AUF-10000G



AUF-20000G



AUF-30000G


MODEL	UF Membrane	Inlet	Membrane selection	Pump	Control box	Recycle
AUF-10000G	MBAS-UF4040*1	Solenoid valve	0.05u / 0.02u	1HP	S.steel	Yes
AUF-20000G	MBAS-UF4040*2	Solenoid valve	0.05u / 0.02u	1HP	S.steel	Yes
AUF-30000G	MBAS-UF4040*3	Solenoid valve	0.05u / 0.02u	1.5HP	S.steel	Yes
AUF-50000G	MBAS-UF8040*2	Actuator	0.05u / 0.02u	2HP	S.steel	Yes

Sea Water RO System



ARO-S-2M³PH / 4M³PH / 6M³PH

- Pre-booster pump
- Pre-filtration
- Dosing pump system
- Sea water pump
- Sea water RO unit
- Energy recovery device
- RO booster pump
- RO unit
- Indicators / Alarm / Auto-control
- Storage tank (option)



Fancy Filtration - Un, Deux, Trois, Quatre...

SINGLE & DUAL STAGE



ACT1-C
 Opaque Filter Housing
 Ceramic 0.9micron Filter(option)
 Spout and Tap Adapter
 12box/48x37x33cm 14.8kgs



AP-1
 Frame for assembly
 Filter housing quick fit-in type
 Sediment/ GAC filter(option)
 Tap connector or
 Faucet & Installation kit
 Shipping dimension & weight:
 12box/38x86x40cm 18.6kgs



AP-2
 Frame for assembly
 Filter housing quick fit-in type
 Sediment & Carbon Block filter(option)
 Tap connector or Faucet & installation kit
 Shipping dimension & weight:
 6box/39x44x39cm 13kgs

Application:
 Water dispenser, coffee
 machine, mini bar, kitchen
 tap, any limited pace.
 Various cartridges could be
 selected.

TRIPLE & FOUR STAGE



AP-3, AP-4 each unit with luxury carry-on
 color box, could be located countertop, or
 under sink.

AP-3 **AP-4**
 Filter housing quick fit-in type
 AP-3: Sediment, Granular Activated
 Carbon, Carbon Block
 AP-4: Sediment x2, Granular Activated
 Carbon, Carbon Block
 Faucet & installation kit
 Shipping dimension & weight:
 5box/59x34x43cm 19kgs

VERY HEALTHY ULTRA FILTRATION - VH



VH-AUF6
 6 stage Ultra filtration
 Inline filters: Sediment 5u,
 Gac, Ultra filtration 0.2u
 Anti-scalent, Gac,
 mineral pH filter
 Faucet & installation kit
 41.5x26x39.5cm 6kgs

VH-NL3-UF
 4 stage Ultra filtration
 Filters: NL-PP, NL-AC, NL-CB
 Ultra filtration 0.2u
 Faucet & installation kit
 41.5x26x39.5cm 6.2kgs

Disposable Types Make Convenience

QUICK LINE - ULTRAFILTRATION



AQL-3
 3 Stage Ultra Filtration unit
 QL-PP: 5u Sediment filter
 QL-CB: Anti-bacteria carbon block
 QL-HF: 0.01u UF filter
 *Faucet and Installation kit
 *Tap connection kit (CT)
 Carry on color package
 Shipping dimension & weight:
 5box/59x34x43cm 19kgs

NL COUNTERTOP

NL05-ACT2
 Dual Stage Filtration
 Tap adapter & wrench
 *NL-05: Refer to P27

NL-ACT1
 Single Filtration
 Tap adapter & wrench
 *NL-10: Refer to P27

NL-ACT2
 Dual Stage Filtration
 Tap adapter & wrench
 *NL-10: Refer to P27



UNDERSINK 3 TO 5 STAGE



NL-AUS3 **NL-AUS3T**
 Filters: Sediment, GAC, Carbon Block
 Faucet & installation kit

NL-AUS4-CERA
 Filters: Sediment, GAC, Carbon Block
 0.9u Ceramic candle
 Faucet & installation kit
 *add inline carbon (NL-AUS5-CERA)

Remind You to Change Cartridges

COUNTER TOP SINGLE AND DUAL

WITH FLOW COUNTER



APF-2

DHS-2

Transparent & Opaque Filter housings
Sediment 5 micron filter(option)
Carbon Block filter(option)
Spout and Tap adapter



ACT1

ACT2

Filter Housing Opaque
Carbon Block Filter(option)
With Flow Counter (Approx. 8000L Shut-off)
Spout and Tap adapter
Shipping Dimension & Weight:
12box/63x48x41cm 19.0kgs (ACT1)
6box/63x48x41cm 20.5kgs (ACT2)



WITH DIGITAL FLOW MONITOR

AUS1

AUS2

AUS3

Filter Housing Opaque
Sediment & Carbon block filters(option)
Faucet, s.steel bracket & installation kit
With Flow Counter (Approx. 8000L Shut-off)
Shipping Dimension & Weight:
12box/67x51x40cm 23.8kgs (AUS1)
6box/67x52x42cm 26.8kgs (AUS2)
4box/71x44x43cm 25.2kgs (AUS3)



ACT1-DF

Filter Housing Opaque
Carbon Block Filter(option)
Digit Flow Monitor
(by flow volume or timing)
Spout and Tap adapter
Shipping Dimension & Weight:
6box/44x53x35cm 13.3kgs



AUS2-DF

Filter Housing Opaque
Sediment filter & Carbon
Block filter(option)
Digit Flow Monitor
(multi-filters flow monitor)
Faucet & Installation kit
Shipping Dimension & Weight:
6box/63x49x41cm 27.3kgs



AUS3-DF

Filter Housing Opaque
Sediment filter & Carbon
Block filter(option)
Digit Flow Monitor
(multi-filters flow monitor)
Faucet & Installation kit
Shipping Dimension & Weight:
4box/70x45x44cm 26kgs

For Kitchen & Whole House

10" or 20" SYSTEM 1/4" - 3/4"



AUT-O2

10" O2 Housing x2 (3/8")
Cartridges: refer to p25-26



AHS3-TWIN

10" AHS3 housing x2 (1/2" or 3/4")
Cartridge: refer to p25-26



AQF-TWIN

AQF housing x2, x3 (3/8"-3/4")
10" or 20" AQF housings
Cartridge: refer to p25-26



AQF-TRIPLE

BIG BLUE DUAL FILTRATION, 10" or 20"



MODEL	Bracket / Stand type	Housing	Cartridge	Gauge
AQFBB-TWIN	BK-2BB Bracket	Big blue 10" or 20"	Sediment / Carbon Block	Gauge 0-200psi
AQFBB-TWIN2	BK-2BB Stand	Big blue 10" or 20"	Sediment / Carbon Block	Gauge 0-200psi
AQFBB-TWIN-F	S.Steel Bracket	Big blue 10"	Sediment / Carbon Block	Gauge*2 0-200psi

BIG BLUE TRIPLE FILTRATION, 10" or 20"



MODEL	Bracket / Stand type	Housing	Cartridge	Gauge
AQFBB-TRIPLE	BK-3BB Bracket	Big blue 10" or 20"	Sediment / GAC / Carbon Block	Gauge 0-200psi
AQFBB-TRIPLE2	BK-3BB Stand	Big blue 10" or 20"	Sediment / GAC / Carbon Block	Gauge 0-200psi

Filter for Beauty & Health

PURE BATH SHOWER FILTER



MK-808C

- Replacement cartridge
- Anisotropic Ferrite Magnet
 - Carbon Filtration
 - Activated Ceramic Ball
 - Calcium Sulfit
 - KDF
- *MK-810C: Transparent type
Service Life: 12,000gal or 6 months

MK-808 **MK-810**

- Magnetic wave
- Energized shower feel
- With 6 filtration media
- 1/2" male & female in/outlet
- Various color or clear case

FACIAL FILTER & FAUCET FILTER



F-809

- FACIAL FILTER**
- Efficient and easy to install
 - Replaceable cartridge F-809C
 - Magnetwaved & Chlorine free
 - Tap adapter included



F-808

- FAUCET FILTER**
- Efficient and easy to install
 - Replaceable cartridge F-808C
 - Great tasting & chlorine free
 - S pipe available(option)
 - Faucet adapter included

SIMPLE OR MASSAGE SHOWER HEAD



SH-1

SH-2

Simple shower head white, or black



SH3-CP

3-step Massage shower head



SH6-CP

6" simple shower head

Aquapro RO faucets - Make up your kitchen



FC-HS

Star handle



FCCRM

Color: Chrome, white, red



FC-BS

Big spout



FC-H1

Bat handle



FC-H2

Easy handle



FC-H3

White handle



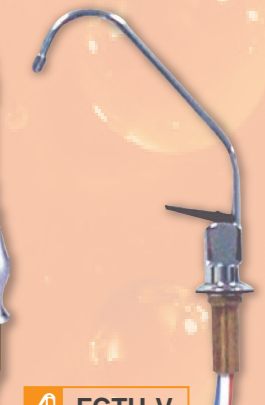
FC-H4

Straight handle
Chrome or Brushed Nickel



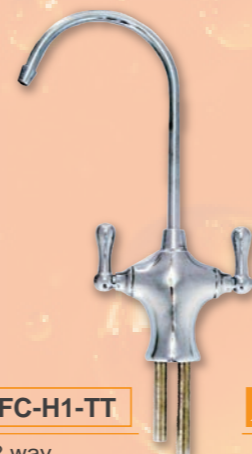
FC-H1-V

Vented




FCTH-V

Vented



FC-H1-TT

2 way



FC-BS-TT

Big Spout 2 way
(hot/cold)



FCTH

Touch handle



FCTH-S

6" touch handle



FCTH-TT

2 way



SP-LR/ SP-8

8" or 6"
Straight or Long reach



SP-SQUARE

Square spout



SP-314

3"L spout
Push-in or 1/4"




FAUCET-C

All types of ceramic
cartridges for faucets



CN-I-FC

3" Faucet
extension



FCTH-KIT

Tool kit for FCTH

Stylish & Versatile 3-Way Faucet

High Quality Double Handle - Hot / Cold / RO



FC-3V-H2O
Chrome or Matt

Faucet of Classic Beauty - Hot / Cold / RO



FC-3V
3-way kitchen faucet
Chrome

FC-3V-OP
MATT

FC-3V-W
WHITE

All Food Degree Material

5" AYT Filter Housing
Clear or Opaque

Item no.	In/outlet
AYT-05	1/4", 3/8" NPT
AYT-05C	1/4", 3/8" NPT



AYT-05

AYT-05C

10" AYT Filter Housing
Clear or Opaque

Item no.	In/outlet
AYT-10	1/4", 3/8" NPT
AYT-10C	1/4", 3/8" NPT



AEG-10W

AEG-10C

10" AEG Filter Housing
Clear or Opaque

Item no.	In/outlet
AEG-10W	1/4", 3/8" NPT
AEG-10C	1/4", 3/8" NPT



AYT-10

AYT-10C

10" 3Piece Construction Housing
Clear or Opaque, with or w/o Brass insert

Item no.	In/outlet
AHS3-10	1/2", 3/4", 1" BSP
AHS3-10C	1/2", 3/4", 1" BSP



AHS3-10W

AHS3-10C

Double O-ring Housing
Clear or Opaque
*Brass insert available

Item no.	In/outlet
AEG-10W-O2	1/4", 3/8", 1/2" NPT
AEG-10C-O2	1/4", 3/8", 1/2" NPT
AEG-20W-O2	3/8", 1/2", 3/4" NPT
AEG-20C-O2	3/8", 1/2", 3/4" NPT



AEG-10W-O2

AEG-10C-O2

AEG-20W-O2

AEG-20C-O2



AEG-10W-O2-BR

AEG-10C-O2-BR

Big Flow Against High Pressure

AQF Housing

5", 10" & 20" Clear or Opaque

Item no.	In/outlet
AQF-05	3/8", 1/2" NPT
AQF-05C	3/8", 1/2" NPT
AQF-10	3/8", 1/2", 3/4" NPT
AQF-10C	3/8", 1/2", 3/4" NPT
AQF-2040	3/8", 1/2", 3/4" NPT
AQF-2040C	3/8", 1/2", 3/4" NPT



AQF Big Blue Housing

Housing with pressure release cap
*Brass insert available

Item no.	In/outlet
AQF-1050	1", 1 1/4", 1 1/2"NPT or BSP
AQF-2050	1", 1 1/4", 1 1/2"NPT or BSP
AQF-1050C	1", 1 1/4", 1 1/2" NPT or BSP
AQF-2050C	1", 1 1/4", 1 1/2" NPT or BSP

*Gauge hole as option.




S.Steel Housing & Membrane Housing

Heat Proof Housing

Item no.	In/outlet
AHF-10	3/8", 1/2", 3/4" NPT
AHF-20	3/8", 1/2", 3/4" NPT

Against pressure & temperature up to 80°C
Material: Nylon




S.Steel Housing

10" & 20" S.Steel 316 Filter Housing

Item no.	In/outlet
AF-SS-10	3/4", 1" PT
AF-SS-20	3/4", 1" PT

30" also available!



RO Element Housing - All Types Available

Membrane Housing

Side port membrane housing

Item no.	In/outlet
MHKP11135	1/8"
MH3012	1/4"

S.Steel or Fiber Glass

Item no.	In/outlet
MH2521	3/8"
MH2540	3/8"
MH4021	1/2"
MH4040	1/2" or 3/4"
MH4080	Side port 1-1/4" or 1-1/2"
MH4040-FB	3/4"
MH4080-FB	Side port 1-1/4" or 1-1/2"
MH8040-FB	1-1/2"



Safety & Quality Cartridge

Carbon Block Cartridge

APC-05	5" Type
APC-10	10" Type, 1/5/10 micron
APC-20	20" Type
APC-1045	10" Big Blue Type
APC-2045	20" Big Blue Type



PP Spun Fiber Cartridge

PPS-05	5" Type
PPS-10	10" Type
PPS-20	20" Type
PPS-30	30" Type
PPS-40	40" Type
PPS-50	50" Type
PPS-1045	10" Big Blue Type
PPS-2045	20" Big Blue Type
PPS-05	1/5/10/25micron
PPS-10	1/5/10/25micron
PPS-20	1/5/10/25micron
PPS-30	1/5/10/25micron
PPS-40	1/5/10/25micron
PPS-50	1/5/10/25micron
PPS-1045	1/5/10/25micron
PPS-2045	1/5/10/25micron



PP String Wound Cartridge

SWS-05	5" Type
SWS-10	10" Type
SWS-20	20" Type
SWS-30	30" Type
SWS-40	40" Type
SWS-1045	10" Big Blue Type
SWS-2045	20" Big Blue Type
SWS-05	1/5/10/25/50micron
SWS-10	1/5/10/25/50micron
SWS-20	1/5/10/25/50micron
SWS-30	1/5/10/25/50micron
SWS-40	1/5/10/25/50micron
SWS-1045	1/5/10/25/50micron
SWS-2045	1/5/10/25/50micron

Residential & Industrial Types



Removing Chlorine & Increasing PH

Genuine Coconut Shell Granular Activated Carbon Cartridge

UPF-05	5" Type
UPF-10	10" Type
UPF-20	20" Type
GAC-1045	10" Big Blue Type
GAC-2045	20" Big Blue Type

Other media:

KDF, Silver Carbon, Polyphosphate




PET Pleated Cartridge, High Flow Selection

APP-10	10" Type
APP-20	20" Type
APP-1045	10" Big Blue Type
APP-2045	20" Big Blue Type
APP-10	1/5/10/25micron
APP-20	1/5/10/25micron
APP-1045	1/5/10/25/50micron
APP-2045	1/5/10/25/50micron

PP Pleated Cartridge

POLYRAY-10	10" Type, 0.2micron
POLYRAY-20	20" Type, 0.2micron



PP Grooved Cartridge



APS-10 5u, 10" type
APL-10 5u, 10" type

GAC & GAC-Sediment



GAC-10 GAC
GAC-S GAC/Sediment
SWC-10 String wound/GAC
*Other media available

Ceramic Types



S-10 10" or 20"
0.9u or 5u
S-10C 0.9u, filled with GAC

Exclusive Cartridges

New Line Series



NLF-PP
5u Sediment

NLF5-PP

NLF-CB
10u Carbon Block

NLF5-CB

NLF-AC
Coconut Shell GAC

NLF5-AC

Quick Line Series



QL-PP
5u Sediment

QL-CB
5u Anti-bacteria Carbon Block

QL-HF
0.01 - 0.1u Hollow fiber


AP-999 Series



APS-999
5u or 10u Sediment

APC-999
Carbon Block

AP-680 Series



PPS-680
25u Sediment

SWS-680
25u String Wound

GAC-680
Granular Activated Carbon

APC-680
10u Carbon Block

CERA-680
0.9u Ceramic

10" or 20" Cartridge Container



UPF-E
10" & 20" clear/white

10-E
10" & 20" semi clear

1045-E
10" or 20" BB

Fridge Filter

Bacteria Resistant
Chlorine Free



NL5-RIC
Multi-stage Fridge filter Complete set

In-line Carbon Filters

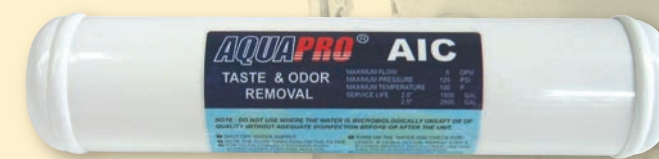


AQUAPRO IN-LINE SERIES

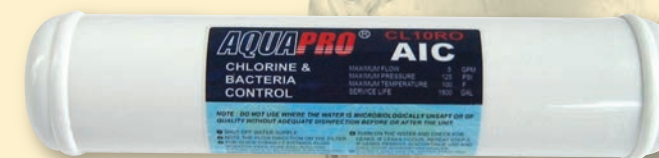
A reliable no joints-no leak design, ultrasonically welded to the polypropylene tube, no glues, no binders being used that may cause contamination in the manufacturing process. For coffee machine, ice making machine, water dispenser, the inline-filter is excellent choice, you name it and we develop it.

TASTE AND ODOR FILTERS

Select the high quality coconut shell carbon mesh, high absorbent index, lowest ash contents, healthy pH value.

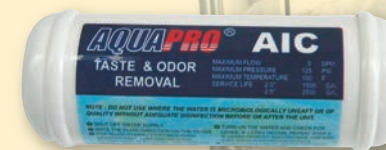


AIC-2 **AIC-25**



AIC-2SC **AIC-25SC**

Silver carbon



AIC-2S **AIC-25S**

6" L TYPE

DIA: 2.0" (52mm)LENGTH: 10.5"(262mm+-2mm)
DIA: 2.5" (64mm)LENGTH: 11"(280mm+-2mm)
FLOW RATE: 0.50 - 0.75GPM
MAX PRESSURE (PSI): 125PSI
MAX TEMPERATURE: 100°F
PH: 7.0 - 8.0
PIPE SIZE: 1/4" OR 3/8"
SHIPPING PACKAGE:
25PCS/CARTON/28x28x27cm 9KGS
(AIC-2, AIC-2SC)
24PCS/CARBON/39x32x28cm 13.6KGS
(AIC-25, AIC-25SC)

DIA: 2.0" (52mm)LENGTH: 6.5"(168mm+-2mm)
DIA: 2.5" (64mm)LENGTH: 6.5"(168mm+-2mm)
FLOW RATE: 0.50 - 0.75GPM
MAX PRESSURE (PSI): 125PSI
MAX TEMPERATURE: 100°F
PH: 7.0 - 8.0
PIPE SIZE: 1/4" OR 3/8"
SHIPPING PACKAGE:
60PCS/CARTON/39x31x27cm 12.5KGS(AIC-2S)
40PCS/CARTON/39x31x27cm 14KGS(AIC-25S)

For Coffee Machine, Water Dispenser...

GAC/POLYPHOSPHATE, against hard water deposits, with slow resolved Polyphosphate



AIC-2P AIC-25P

DIA: 2.0" (52mm)LENGTH: 10.5"(262mm+-2mm)
 DIA: 2.5" (64mm)LENGTH: 11"(280mm+-2mm)
 FLOW RATE: 0.50 - 0.75GPM
 MAX PRESSURE(PSI): 125PSI
 MAX TEMPERATURE: 100°F
 PH: 7.0 - 8.0
 PIPE SIZE: 1/4" OR 3/8"
 SHIPPING PACKAGE:
 25PCS/CARTON/28x28x27cm 10.4KGS(AIC-2P)
 24PCS/CARTON/39x32x28cm 15KGS(AIC-25P)

INLINE GAC/KDF, restraint of bacteria's growth, remove heavy metal particles



AIC-2K AIC-25K

DIA: 2.0" (52mm)LENGTH: 10.5"(262mm+-2mm)
 DIA: 2.5" (64mm)LENGTH: 11"(280mm+-2mm)
 FLOW RATE: 0.50 - 0.75GPM
 MAX PRESSURE(PSI): 125PSI
 MAX TEMPERATURE: 100°F
 PH: 7.0 - 8.0
 PIPE SIZE: 1/4" OR 3/8"
 SHIPPING PACKAGE:
 25PCS/CARTON/28x28x27cm 11KGS(AIC-2K)
 24PCS/CARTON/39x32x28cm 15KGS(AIC-25K)

ANTI-NITRATES resin filter, CATION resin filter, Mix-bed resin filter ...



ANIC-2 ANIC-25

DIA: 2.0" (52mm)LENGTH: 10.5"(262mm+-2mm)
 DIA: 2.5" (64mm)LENGTH: 11"(280mm+-2mm)
 FLOW RATE: 0.50 - 0.75GPM
 MAX PRESSURE(PSI): 125PSI
 MAX TEMPERATURE: 100°F
 PIPE SIZE: 1/4" OR 3/8"
 SHIPPING PACKAGE:
 25PCS/CARTON/28x28x27cm 19.2KGS(ANIC-2)
 24PCS/CARTON/39x32x28cm 13.5KGS(ANIC-25)

SEDIMENT/GAC, dual stage




AICS-2 AICS-25

DIA: 2.0" (52mm)LENGTH: 10.5"(262mm+-2mm)
 DIA: 2.5" (64mm)LENGTH: 11"(280mm+-2mm)
 FLOW RATE: 0.50 - 0.75GPM
 MAX PRESSURE(PSI): 125PSI
 MAX TEMPERATURE: 100°F
 PH: 7.0-8.0
 PIPE SIZE: 1/4" OR 3/8"
 SHIPPING PACKAGE:
 25PCS/CARTON/28x28x27cm 8.2KGS(AICS-2)
 24PCS/CARTON/39x32x28cm 14KGS(AICS-25)

3 in 1 Type & Sediment


SEDIMENT/GAC/POLYPHOSPHATE, three in one



AIT-2 AIT-25

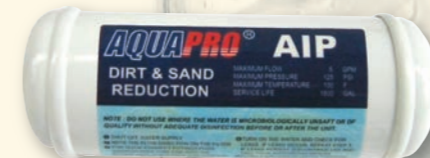
DIA: 2.0" (52mm)LENGTH: 10.5"(262mm+-2mm)
 DIA: 2.5" (64mm)LENGTH: 11"(280mm+-2mm)
 FLOW RATE: 0.50 - 0.75GPM
 MAX PRESSURE(PSI): 125PSI
 MAX TEMPERATURE: 100°F
 PH: 7.0 - 8.0
 PIPE SIZE: 1/4" OR 3/8"
 SHIPPING PACKAGE:
 25PCS/CARTON/28x28x27cm 10KGS(AIT-2)
 24PCS/CARTON/39x32x28cm 13.5KGS(AIT-25)

INLINE SEDIMENT FILTER, multi-layer, depth filtration, stops sand, dirt, and other solid particles.



AIP-2 AIP-25

DIA: 2.0" (52mm)LENGTH: 10.5"(262mm+-2mm)
 DIA: 2.5" (64mm)LENGTH: 11"(280mm+-2mm)
 FLOW RATE: 0.50 - 0.75GPM
 MAX PRESSURE(PSI): 125PSI
 MAX TEMPERATURE: 100°F
 NOMINAL FILTRATION: 5 MICRON
 PIPE SIZE: 1/4" OR 3/8"
 SHIPPING PACKAGE:
 25PCS/CARTON/28x28x27cm 6KGS(AIP-2)
 24PCS/CARTON/39x32x28cm 10KGS(AIP-25)



AIP-2S AIP-25S

DIA: 2.0" (52mm)LENGTH: 6.5"(168mm+-2mm)
 DIA: 2.5" (64mm)LENGTH: 6.5"(168mm+-2mm)
 FLOW RATE: 0.50 - 0.75GPM
 MAX PRESSURE(PSI): 125PSI
 MAX TEMPERATURE: 100°F
 NOMINAL FILTRATION: 5 MICRON
 PIPE SIZE: 1/4"
 SHIPPING PACKAGE:
 60PCS/CARTON/28x28x27cm 12KGS(AIP-2S)
 40PCS/CARTON/39x32x28cm 12KGS(AIP-25S)

6" L TYPE

UF 0.2u Filter



AUF-25

DIA: 2.5" (64mm)LENGTH: 11"(280mm+-2mm)
 FLOW RATE: 0.50 - 0.75GPM
 MAX PRESSURE(PSI): 125PSI
 MAX TEMPERATURE: 100°F
 NOMINAL FILTRATION: 0.2 MICRON
 PIPE SIZE: 1/4" OR 3/8"
 SHIPPING PACKAGE:
 24PCS/CARTON/39x32x28cm 10KGS

AQUAPRO inline filters offer simple press-fit Q type (direct quick fitting) or JG fitting.



Healthy Alkaliner & Energizer

Bio-ceramic ball and the natural herb stone, vitalize and mineralize the drinking water

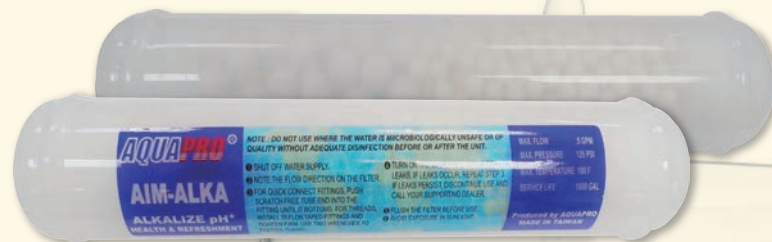


AIM-2

AIM-25

DIA: 2.0" (52mm)LENGTH: 10.5"(262mm+-2mm)
 DIA: 2.5" (64mm)LENGTH: 11"(280mm+-2mm)
 FLOW RATE: 0.50 - 0.75GPM
 MAX PRESSURE(PSI): 125PSI
 MAX TEMPERATURE: 100°F
 PIPE SIZE: 1/4"
 SHIPPING PACKAGE:
 25PCS/CARTON/28x28x27cm 13.8KGS(AIM-2)
 24PCS/CARBON/39x32x28cm 25KGS(AIM-25)

Bio-ceramic ball and the pH raising ball, vitalize and alkalize the drinking water



AIM-ALKA2

AIM-ALKA25

DIA: 2.0" (52mm)LENGTH: 10.5"(262mm+-2mm)
 DIA: 2.5" (64mm)LENGTH: 11"(280mm+-2mm)
 FLOW RATE: 0.50 - 0.75GPM
 MAX PRESSURE(PSI): 125PSI
 MAX TEMPERATURE: 100°F
 PIPE SIZE: 1/4"
 SHIPPING PACKAGE:
 25PCS/CARTON/28x28x27cm 13.8KGS(AIM-ALKA2)
 24PCS/CARBON/39x32x28cm 25KGS(AIM-ALKA25)

Refillable multi-energizer multi elements gathered in one piece



AIM-2E4M

DIA: 2.0" (52mm)LENGTH: 11"(280mm+-2mm)
 FLOW RATE: 0.50 - 0.75GPM
 MAX PRESSURE(PSI): 125PSI
 MAX TEMPERATURE: 100°F
 PIPE SIZE: 1/4"
 SHIPPING PACKAGE:
 20PCS/CARTON/32x26x33cm 13KGS



AIM-2E-ALKA

DIA: 2.0" (52mm)LENGTH: 11"(280mm+-2mm)
 FLOW RATE: 0.50 - 0.75GPM
 MAX PRESSURE(PSI): 125PSI
 MAX TEMPERATURE: 100°F
 PIPE SIZE: 1/4"
 SHIPPING PACKAGE:
 20PCS/CARTON/32x26x33cm 13KGS

Healthy Media for Choices



Ceramic Ball



Energizing Stone



Herb Stone



Alkalizer Stone

Advanced Way To Ensure Drinking Safety

SIX CYCLED UV – LESS SPACE YET MORE FUNCTIONAL

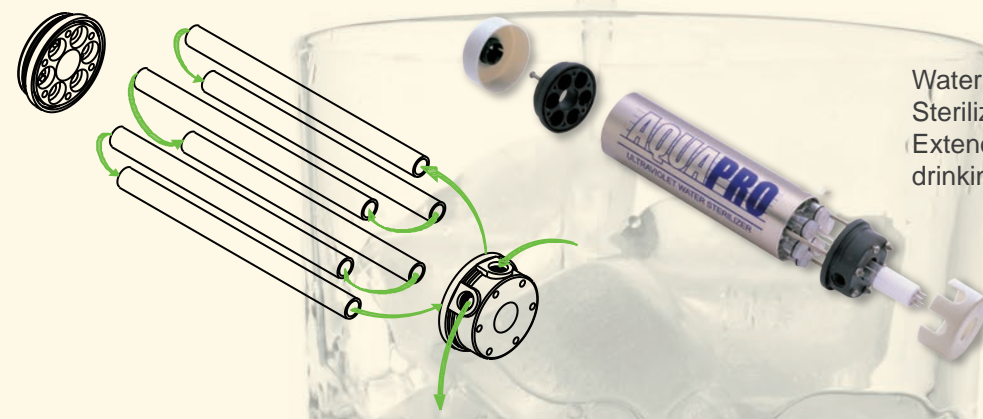


UV-S

Six-cycle UV sterilizer

STANDARD SPECIFICATION

DIMENSION L x W x D (mm)	240X80X80
ELECTRICAL VOLTS	110/220V
	50/60HZ
FLOW RATE	1GPM
IN/OUT PORT	1/4"
UV LAMP (PC)	1
QUARTZ SLEEVE (PC)	6
LAMP FAILURE DEVICE	YES
AMBIENT TEMPERATURE	2-40°C(36-104°F)
LAMP WATTS	10W
CHAMBER	ALUMINUM



Water goes to six quartz sleeves
 Sterilized time enough to kill all bacteria
 Extended sterilized routes will ensure drinking safety

UV FILTRATION – COUNTER TOP OR UNDER SINK



UVS-NL05-3

3-stage 5" filtration w/ UV-S
 Sediment, Gac, Carbon block
 UVS & electronic ballast
 Faucet & installation kit

UVS-AP4

4 stage filtration w/ UV-S
 Sediment, Gac, Carbon block,
 Mineralizer
 UVS & electronic ballast
 Faucet & installation kit

UVS-VH

VH 4 stage filtration w/ UV-S
 Sediment, Carbon block,
 Inline Gac & Mineralizer
 UVS & electronic ballast
 Faucet & installation kit

S.Steel UV Chamber Upgrading UV Reflection

AQUAPRO UV STANDARD FEATURES

- Heavy duty stainless steel pressure vessel
- Heavy duty quartz sleeve
- High output, hard glass UV lamps for maximum efficiency
- CE ballast with lamp failure indicator and warning buzzer
- Ceramic end cap of UV lamp
- 30000mic. watt sec/cm2 at energy of 253.7nm wave length

- Working pressure 125PSI
- Low power consumption
- Average rated life 16000 hours (approx. 1 year of use)
- 110/220V, 50HZ/60HZ
- Vertical or Horizontal installation
- UV light Monitor available



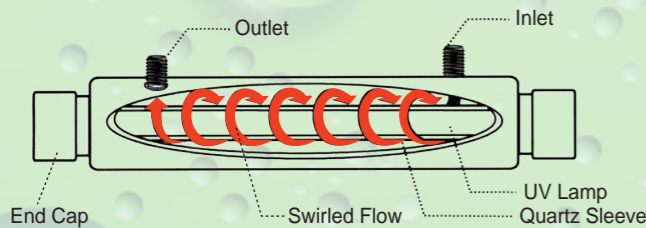
1-2GPM



UV1GPM

STANDARD SPECIFICATION

DIMENSION L x W x D (mm)	278X80X80
ELECTRICAL VOLTS	110/220V 50/60HZ
FLOW RATE	2GPM
IN/OUT PORT	1/4"
UV LAMP (PC)	1
QUARTZ SLEEVE (PC)	1
LAMP FAILURE DEVICE	YES
AMBIENT TEMPERATURE	2-40°C(36-104°F)
LAMP WATTS	14W
CHAMBER	SS304



PATENTED

- More effective in destroying water contaminants than chemicals
- Safe and chemical free
- No influence in water pH, taste, and odor
- Durable s.steel chamber
- UV lamp provides consistent UV output over entire lifetime
- Excellent quality of pressure and heat resistance in Quartz sleeve
- O-ring with proven heat, cold, and aging resistance
- Electronic ballast visually displays UV function & notifies failure

APPLICATION



APUVDH1

2-stage 10" filtration unit with UV1GPM & ballast Faucet & installation kit



APUVDH2

2-stage AQF filtration unit with UV1GPM & ballast Faucet & installation kit

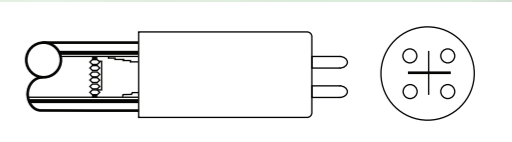


APUVNL3

3-stage NL filtration unit with UV1GPM & ballast Faucet & installation kit

UV parts - Lamp, Quartz sleeves, Ballast, Monitor

UV LAMP - HIGH QUALITY USA LAMP



BASE CHARACTERISTICS

Base Type	Four Pins
Base Material	Ceramic
Glaze color	White

CE LAMP STANDARD SPECIFICATION

MODEL	BASE FACE	ARC LENGTH	LAMP DIA.	LAMP WATT	LAMP CURRENT	LAMP VOLTAGE	UV OUTPUT 253.7nm(100hr)	INTENSITY@1M (uW/cm ²)	AVERAGE RATED LIFE
UVS-L	212mm	138mm	15mm	10W	425mA	25V	3	26	16,000 HRS
UV1-L	287mm	211mm	15mm	14W	425mA	34V	4	40	16,000 HRS
UV6-L	436mm	360mm	15mm	21W	425mA	51V	7.3	72	16,000 HRS
UV12-L	843mm	767mm	15mm	40W	425mA	98V	16	150	16,000 HRS

UV BALLAST - ELECTRONIC BALLAST



BA-1014W

BA-2040W

BA-2040W-T

SPECIFICATION

- Watts: 10-14W / 20-40W
- UL120V(50/60Hz)
- CE 230V(50/60Hz)
- Function Indicator
- Damage Buzzer
- Accumulated Timer (BA-2040W-T)
- Fuse & Temperature protection

QUARTZ SLEEVES

High heat resistance, excellent light permeability and mechanical strength



SPECIFICATION

- Material: SiO₂ quartz
- UVS-Q for UV-S
- UV1-Q for UV-1GPM
- UV6-Q for UV-6GPM
- UV12-Q for UV-12GPM & up

UV LIGHT STRENGTH MONITOR

Visible efficacy



UV-M

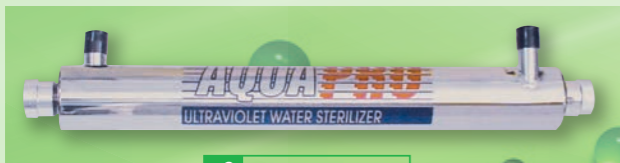
SPECIFICATION

- Wave-length of light range: 200-1000nm
- Intensity of range: 38 uW-sec/cm² (100%)
- Material: SS316 & Quartz glass
- Normal: 23-38 uW-sec/cm² (60-100%)
- Service: 16-23 uW-sec/cm² (40-60%)
- Unsafe: 0-16 uW-sec/cm² (0-40%)
- Power: 120V or 230V (50/60Hz)

6GPM up to 36GPM


Horizontal & Vertical

6-12GPM UV STERILIZER - HORIZONTAL TYPE



UV6GPM-H

STANDARD SPECIFICATION	
DIMENSION L x W x D (mm)	560X80X80
ELECTRICAL VOLTS	110/220V, 50/60HZ
FLOW RATE	6GPM
IN/OUT PORT	1/2"
UV LAMP (PC)	1
QUARTZ SLEEVE (PC)	1
LAMP FAILURE DEVICE	YES
AMBIENT TEMPERATURE	2-40°C(36-104°F)
LAMP WATTS	24W
CHAMBER	SS304



UV12GPM-H

STANDARD SEPCIFICATION	
DIMENSION L x W x D (mm)	900X170X89(UV12GPM-H) 900X190X160(UV12GPM, HTM)
ELECTRICAL VOLTS	110/220V, 50/60HZ
FLOW RATE	12GPM
IN/OUT PORT	3/4"
UV LAMP (PC)	1
QUARTZ SLEEVE (PC)	1
LAMP FAILURE DEVICE	YES
AMBIENT TEMPERATURE	2-40°C(36-104°F)
LAMP WATTS	40W
CHAMBER	SS304
ACCUMULATED TIMER	UV12GPM-HT, UV12GPM-HTM
UV LIGHT MONITOR	UV12GPM-HTM



UV12GPM-HT



UV12GPM-HTM

6-12GPM UV STERILIZER-VERTICAL TYPE

BIG BLUE FILTRATION PLUS 6-12GPM STERILIZER - VERTICAL TYPE



Big Blue housing
1"NPT/BSP
NSF PP & CB
UV6gpm, UV12gpm
Ballast & timer
Pressure gauge
Connectors
Shipping dimation:
68x22x48cm 18kgs
68x22x94cm 20.5kgs

STANDARD SPECIFICATION	
Dimension W x D x H (mm)	80*140*650 (6GPM) 89*170*900 (12GPM)
Electrical Volts	110/220V, 50/60HZ
Flow Rate	6GPM, 12GPM
In/out Port	1/2" (6GPM) 3/4" (12GPM)
UV Lamp (PC)	1
Quartz Sleeve (PC)	1
Lamp failure device	YES
Ambient Temperature	2-40°C (36-104°F)
Lamp Watts	24W(6GPM) 40W (12GPM)
Chamber	SS304
Accumulated Timer	YES




UV6GPM-V **UV12GPM-V**

AQFBB10-TWIN-UV6HT1

AQFBB20-TWIN-UV12HT1

24-36GPM UV STERILIZER - HORIZONTAL TYPE



UV24GPM-H



UV24GPM-HT



UV24GPM-HTM



UV36GPM-HT

UV36GPM-HTM



UV24GPM STANDARD SEPCIFICATION

DIMENSION L x W x D (mm)	900X190X160(UV24GPM-H) 900X240X160(UV24GPM-HT, HTM)
ELECTRICAL VOLTS	110/220V, 50/60HZ
FLOW RATE	24GPM
IN/OUT PORT	1"
UV LAMP (PC)	2
QUARTZ SLEEVE (PC)	2
LAMP FAILURE DEVICE	YES
AMBIENT TEMPERATURE	2-40°C(36-104°F)
LAMP WATTS	40WX2
CHAMBER	SS304
ACCUMULATED TIMER	UV24GPM-HT, HTM
UV LIGHT MONITOR	UV24GPM-HTM

UV36GPM STANDARD SPECIFICATION

DIMENSION L x W x D (mm)	980X230X280
ELECTRICAL VOLTS	110/220V, 50/60HZ
FLOW RATE	36GPM
IN/OUT PORT	1 1/2"
UV LAMP (PC)	3
QUARTZ SLEEVE (PC)	3
LAMP FAILURE DEVICE	YES
AMBIENT TEMPERATURE	2-40°C(36-104°F)
LAMP WATTS	40WX3
CHAMBER	SS304
ACCUMULATED TIMER	UV36GPM-HT, HTM
UV LIGHT MONITOR	UV36GPM-HTM

12-36GPM UV STERILIZER-VERTICAL TYPE

STANDARD SPECIFICATION	
DIMENSION W x D x H (mm)	340X320X1170 (12GPM) 340X320X1170 (24GPM) 440X370X1170 (36GPM)
ELECTRICAL VOLTS	110/220V, 50/60HZ
FLOW RATE	12, 24, 36GPM
IN/OUT PORT	3/4", 1", 1-1/2"
UV LAMP (PC)	40WX1, X2, X3
QUARTZ SLEEVE (PC)	1, 2, 3PCS
ELECTRIC CONTROL BOX	YES
LEAKAGE CIRCUIT BREAKER	YES
NO FUSE BREAKER	YES
TEMP. CONTROL & FAN	20-50°C, YES
OPERATION INDICATORS	POWER / TEMP NORMAL / FAIL
CHAMBER & STAND	SS304
ACCUMULATED TIMER	YES
UV LIGHT MONITOR	YES



UV12GPM-VTM **UV24GPM-VTM** **UV36GPM-VTM**

48GPM & UP

48GPM



UV48GPM-HT **UV48GPM-HTM**

STANDARD SPECIFICATION

DIMENSION L x W x D (mm)	980X230X280
ELECTRICAL VOLTS	110/220V, 50/60HZ
FLOW RATE	48GPM
IN/OUT PORT	1 1/2"
UV LAMP (PC)	4
QUARTZ SLEEVE (PC)	4
LAMP FAILURE DEVICE	YES
AMBIENT TEMPERATURE	2-40°C(36-104°F)
LAMP WATTS	40WX4
CHAMBER	SS304/SS316
ACCUMLATED TIMER	UV48GPM-HT, HTM
UV LIGHT MONITOR	UV48GPM-HTM

SS316 CONSTRUCTION



UV60GPM-HTM

STANDARD SPECIFICATION

DIMENSION L x W x D (mm)	980X280X280
ELECTRICAL VOLTS	110/220V 50/60HZ
FLOW RATE	60GPM
IN/OUT PORT	2" or FLANGE
UV LAMP (PC)	5
QUARTZ SLEEVE (PC)	5
LAMP FAILURE DEVICE	YES
AMBIENT TEMPERATURE	2-40°C(36-104°F)
LAMP WATTS	40WX5
CHAMBER	SS316
ACCUMLATED TIMER	YES
UV LIGHT MONITOR	YES



UV72GPM-HTM

STANDARD SPECIFICATION

DIMENSION L x W x D (mm)	980X280X280
ELECTRICAL VOLTS	110/220V 50/60HZ
FLOW RATE	72GPM
IN/OUT PORT	2" or FLANGE
UV LAMP (PC)	6
QUARTZ SLEEVE (PC)	6
LAMP FAILURE DEVICE	YES
AMBIENT TEMPERATURE	2-40°C(36-104°F)
LAMP WATTS	40WX6
CHAMBER	SS316
ACCUMLATED TIMER	YES
UV LIGHT MONITOR	YES

120GPM & 150GPM SPECIFICATION

DIMENSION L x W x D (mm)	1500X1100X560
ELECTRICAL VOLTS	110/220V 50/60HZ
FLOW RATE	100GPM, 120GPM
IN/OUT PORT	3" FLANGE
UV LAMP (PC)	10, 12
QUARTZ SLEEVE (PC)	10, 12
LAMP FAILURE DEVICE	YES
AMBIENT TEMPERATURE	2-40°C(36-104°F)
LAMP WATTS	40WX10, X12
CHAMBER	SS316
ACCUMLATED TIMER	YES
UV LIGHT MONITOR	YES
SEPARATE POWER BOX	YES
LEAKAGE CIRCUIT BREAKER	YES
NO FUSE BREAKER	YES
FAN	YES



UV120GPM

48GPM & UP - Verticle type

48GPM-72GPM



UV48GPM-VTM



UV60GPM-VTM



UV72GPM-VTM

NOTICED DETAILS:



LEAKAGE CIRCUIT BREAKER



ANTI-DUST CAP




SS CONTROL BOX (W/ COATING)



EXTRACTOR FAN



TEMP CONTROLLER



DRAIN VALVE



GROUND WIRE

48GPM - 72 GPM SPECIFICATION

DIMENSION W x D x H (mm)	440X360X1170 (48GPM) 550X470X1170 (60GPM) 550X470X1170 (72GPM)
ELECTRICAL VOLTS	110/220V, 50/60HZ
FLOW RATE	48, 60, 72GPM
IN/OUT PORT	1-1/2", 2", 2" FLANGE
UV LAMP (PC)	40WX4, X5, X6
QUARTZ SLEEVE (PC)	4, 5, 6PCS
ELECTRIC CONTROL BOX	YES
LEAKAGE CIRCUIT BREAKER	YES
NO FUSE BREAKER	YES
TEMP. CONTROL & FAN	20-50°C, YES
OPERATION INDICATORS	POWER / TEMP NORMAL / FAIL
CHAMBER & STAND	SS304
ACCUMLATED TIMER	YES
UV LIGHT MONITOR	YES

S. Steel Cluster Filter

S. Steel Bag Filter

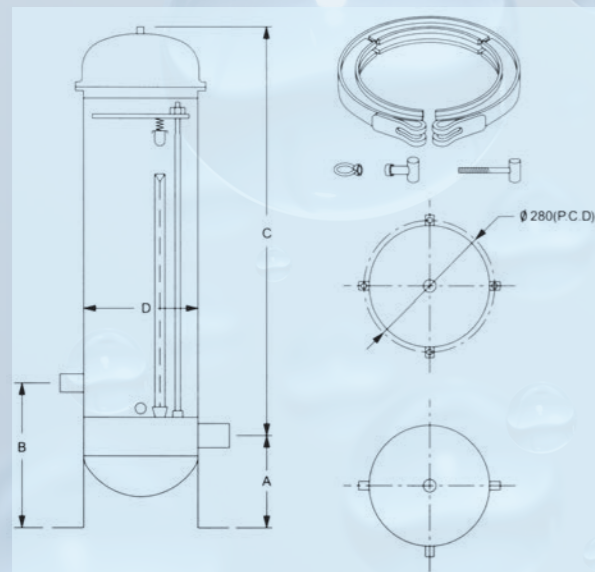
WISE LOCK
HIGH PRESSURE BEAT



- | | | | | | | | |
|------|------|------|------|--------|--------|--------|--------|
| CF05 | CF10 | CF15 | CF20 | CF05HP | CF10HP | CF15HP | CF20HP |
| CF07 | CF14 | CF21 | CF28 | CF07HP | CF14HP | CF21HP | CF28HP |

* Working Pressure: 30~150psi (2~10kg/cm2)

* Working Pressure: 103~220psi (7~15kg/cm2)
* High Pressure (Max. 20kg)



- Flange in/outlet available
- Housing Material: SS304, or SS316 on request.
- Entire set of filter cartridges is removed at one time for cleaning replacement.
- Working Temperature: 1~50°C

MODEL	A	B	C	D
CF-5/7	120	280	470	230
CF-10/14	120	280	770	230
CF-15/21	120	280	990	230
CF-20/28	120	280	1260	230

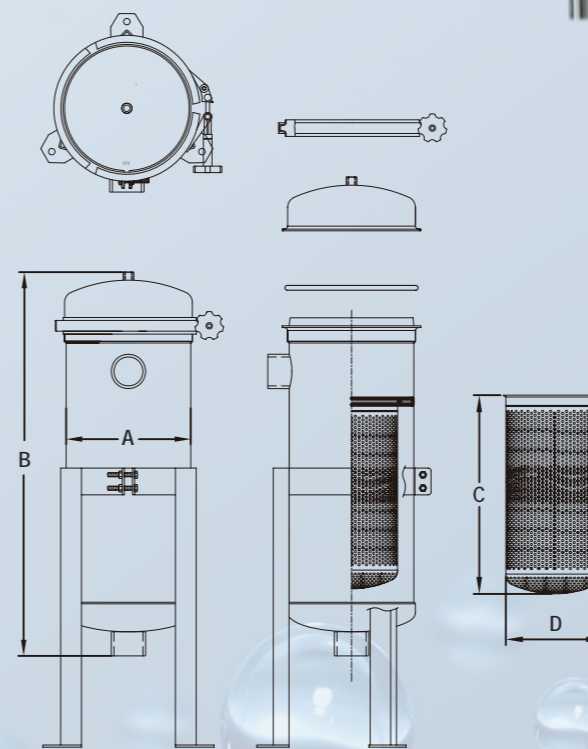
PART NO.	DESCRIPTION	PIPE SIZE(NPT)	DRAIN(NPT)	CARTRIDGES LOAD
CF05 / 05HP	230mm(D)x590mm(H)	1 1/2"	3/4"	10"x5
CF10 / 10HP	230mm(D)x890mm(H)	1 1/2"	3/4"	20"x5
CF15 / 15HP	230mm(D)x1110mm(H)	1 1/2"	3/4"	30"x5
CF20 / 20HP	230mm(D)x1380mm(H)	1 1/2"	3/4"	40"x5
CF07 / 07HP	230mm(D)x590mm(H)	1 1/2"	3/4"	10"x7
CF14 / 14HP	230mm(D)x890mm(H)	1 1/2"	3/4"	20"x7
CF21 / 21HP	230mm(D)x1110mm(H)	2"	3/4"	30"x7
CF28 / 28HP	230mm(D)x1380mm(H)	2"	3/4"	40"x7



AF-SS-BAG
Size: 1-4, Micron: 1u-200u

AF-SS-BF
Flow rate: 20, 45, 90, 200GPM

- Flange in/outlet available
- Working Temperature: 75°C
- Housing Material: SS304, or SS316 on request.
- Working Pressure: 100psi (7kg/cm2)
- Filter bag: Non-woven fabric



Model	A	B	C	D	Model	A	B	C	D
AF-SS-BF1	232	740	350	171.5	AF-SS-BF3	180	538	200	97.5
AF-SS-BF2	232	1195	730	171.5	AF-SS-BF4	180	673	310	97.5

Model	Flow	Weight	Volume	In/outlet	Shipping dimension
AF-SS-BF1	90GPM	21kg	27L	2"PT	370x370x800mm
AF-SS-BF2	200GPM	26kg	46L	2"PT	370x370x1200mm
AF-SS-BF3	20GPM	14kg	11L	1"PT	280x280x665mm
AF-SS-BF4	45GPM	15kg	14L	1"PT	280x280x665mm

Bag	Micron	Size (mm)	Bag	Micron	Size (mm)
AF-SS-BAG1	1u-200u	ø171.5xH419	AF-SS-BAG3	1u-200u	ø102xH229
AF-SS-BAG2	1u-200u	ø171.5xH813	AF-SS-BAG4	1u-200u	ø102xH381

Pump, Transformers, & Tanks

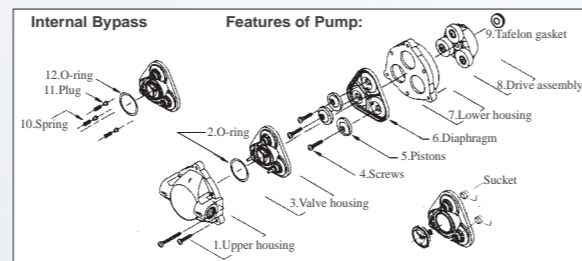
Multi-Stage Centrifugal Pump

PUMP



PM6689 SPECIFICATION

	80psi(5.5kgs)	110psi(7.5kgs)	RO Type
24VDC	1.1 LPM	0.80 LPM	50GPD
24VDC	1.3 LPM	0.95 LPM	75-100GPD
36VDC	2.5 LPM	2.00 LPM	150-200GPD
24VDC	2.2 LPM	2.00 LPM	200-400GPD



- PM6689-24**
50, 100GPD
- PM6689-36**
200GPD
- PM6689-24H**
200 - 400GPD

TRANSFORMER CE & UL



- TR-12**
CE or UL, 500mA
- TR-24**
CE or UL, 1000mA
- TR-24-2**
2000mA
- TR-24-3**
3000mA
- TR-36**
1500mA
- TR-48**
1500mA

NSF PRESSURIZED TANK



Type	Material	Capacity (Liter/Gal.)	Dimension DxH(mm)	Pipe Thread	Type	Material	Capacity (Liter/Gal.)	Dimension DxH(mm)	Pipe Thread	Type	Material	Capacity (Liter/Gal.)	Dimension DxH(mm)	Pipe Thread
A2	Steel	8/2.0	202x297	1/4"Male	A4-P	P&S	19/5.0	280x401	1/4"Male	A6	Steel	60/14	389x680	1" BSP
A3	Steel	12/3.2	230x349	1/4"Male	A5	Plastic	15/4.0	284x397	1/4"Male	A7	Steel	80/20	389x875	1" BSP
A3-P	P&S	12/3.2	240x364	1/4"Male	A5-5	Steel	21/5.5	290x390	1/4"Male	A100	Steel	100/28	430x933	1" BSP
A4	Steel	18/4.4	279x351	1/4"Male	A5-9	Steel	35/9.2	318x523	1/4"Male	A150	Steel	150/40	430x1170	1" BSP

RO PUMPER & MOTOR

300-1500GPD We choose Procon and GE



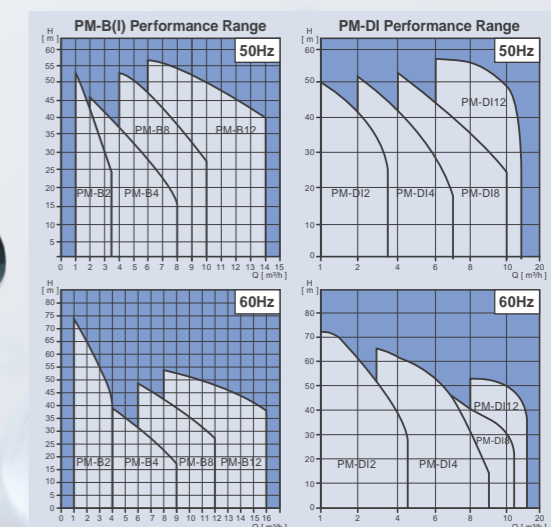
- PMB-1533**
Capacity: 15-125gph
3/8"NPT in/out
- PMB-2507**
Capacity: 115-330gph
1/2"NPT in/out
- PM-M12**
1/2HP Motor
- MOTOR-1**
1HP Motor
- PR-EC06**
Electronic Pressure Control
- SWLP-H06**
Pressure Switch 0-6kgs
*SWLP-H20 5-20kgs

HORIZONTAL MULTI-STAGE CENTRIFUGAL PUMP

All parts in contact with liquid are made of stainless steel



- PM-B**
0.75 - 4HP for selection
- PM-BI**
0.75 - 4HP for selection
- PM-DI**
0.75 - 4HP for selection



VERTICAL MULTI-STAGE CENTRIFUGAL PUMP

304 or 316 type, 1.5HP to 15HP



	CR1	CR3	CR5	CR10	CR15
Temperature (°C)				-20 to +120	
On request (°C)				-40 to +180	
Max. pump efficiency	48	58	66	70	72
Flow range (m³/h)	0.7-2.4	1.5-4.5	2.5-8.5	5-13	9-24

Pump-Stainless steel Prefilter Suspended solid or hair remover



P:	20kgs/cm²	Dia.(mm)	Height(mm)	In/out
AF-PF-2		238	480	2"
AF-PF-4		238	600	4" flange
AF-PF-5		400	600	5" flange
AF-PF-6		400	700	6" flange

Parts for Home RO Machine Valves, Connectors, Wrenches, Tubings...

Inlet connectors, Faucet Adapters, SS valves



SWLP Low Pressure Switch 2-4psi Start Pressure
SWHP High Pressure Switch 20-40psi, Adjustable
SWBR-JC Auto Shut-off Valve Jaco Type
SWBR-JG Auto Shut-off Valve with Quick Connector
SWDWS Flow Restrictor Rate:250/350/420/525ml 800/1000ml
SWDWS-JC Flow Restrictor Rate: 400ml



SWDWS-Q Flow Restrictor 300/420/550ml
SWDWS-I Tube inserted flow restrictor 1200/1600/2000ml
TUBE LLDPE TUBE 1/4", 3/8", 1/2" White, Blue, Black, Red, Green
TUBE-HP High pressure tube 1/2", 3/4", 1"
INSERT / FERRULE 1/4", 3/8", 1/2"
WRS / WRS-20 Standard Housing Wrench AQF10" & 20" housing



WRS-BB Big Blue Housing Wrench
WRS-MH/MH3012 Wrench for MH2012 & MH3012
ABVL-A4 Tank ball valve 1/4"
ABVL-JC/JG Tank ball valve-JC1/4" Tank ball valve-JG1/4", 3/8"
ABVS-JG Straight ball valve 1/4" or 3/8"
ABVS-JC Straight ball valve 1/4" Female



BVST SS check valve
BVST-JC / JG Check Valve JC or JG 1042 straight, 4042 elbow
BVST-14T / 38T Check Valve 1/4" or 3/8" Tube
BVST-1F Check valve: 1" female
BVBR-38M/12M Brass ball valve: 3/8" Male x 1/4" Tube 1/2" Male x 1/4" Tube
BVBR-12 Brass Ball Valve 1/2"M, 1/2"F, 1/2"M&F



DNCR Drain Connector 1/4", 3/8"
CKB-2 CKB-25 2" Single Clamp 2.5" Single Clamp
CKD Double Clamp 2" / 2", 2.5" / 2.5", 2" / 2.5"
CK-4S 4" DIA CLAMP
CK-4 4" DIA CLAMP
CK-PR For pressure reducer



FWC-1 1/2" Feed Water Connector 1/4" or 3/8" Tube
FWC-2 3/4" Feed Water Connector 1/4" or 3/8" Tube
FWC-1-3814Q 3/8" Feed Water Connector Quick fitting 1/4" Tube
FI-17 1/2" Feed Water Connector 1/4", 3/8" Tube
CV-12 C Type Saddle Valve
SV-12A Pipe Saddle Valve




DV Diverter Valve 1/4", 3/8"
DV-N Diverter Valve 1/4", 3/8" Com. Nut
DV-HA Diverter Valve w/Handle (1/4", 3/8")
DV-HN Diverter Valve w/Handle (1/4", 3/8" Com. Nut)
DVR-HA Return Diverter Valve w/Handle (1/4", 3/8")
DVR-HN Return Diverter Valve w/Handle (1/4", 3/8" Com. Nut)



FI-18 C.P. Brass Drinking Bubbler
FI-18A S. Steel Drinking Bubbler
441-2 External Tap Adapter
441-3 Internal Tap Adapter
FI-23-A Brass Inlet Elbow 1/4" X 1/4" (3/8") Barb
FI-23-A1 Brass Inlet Elbow 1/4" pipe X 1/4" (3/8") Com. nut



FI-23B Brass Outlet Elbow 1/4"
AC-22 Male Diverter Valve Adapter (13/16", 15/16")
AC-23 Male & Female Diverter Valve Adapter (55/64", 15/16")
CN-CP-M C.P. Brass Male 1/4" Tube Connector 1/4", 1/2", 3/4" M
CN-CP-F C.P. Brass Female 1/4" Tube Connector 1/4", 1/2", 3/4" F
BUSHING 1" MX 3/4" F 1/2" MX 3/8" F 3/4" MX 1/2" F 3/8" MX 1/4" F 3/4" MX 1/4" F



NV-18 1/8" x 1/4" tube Adjustable Flow Restrictor
NV-14 C.P. Brass Needle 1/4" Thread
NV-14T Needle Valve 1/4" Tube
NV-SS316 S. Steel 316 Needle Valve 1/2", 3/4", 1"
GV-SS S. Steel Gate Valve (1/2", 3/4", 1", 1 1/4")
NIPPLE-CP Equal: 1/4", 3/8", 1/2", 3/4" Reduced: 1" x 3/4", 3/4" x 1/2"

Slim line brings new version



AWT-5168



AWT-5168T

MODEL NO.	DIMENSION (mm)	HOT WATER	COLD WATER	ROOM WATER	FILTER
AWT-5168H	170x450x440	4L	N/A	Yes	AIC-2C
AWT-5168C	170x450x440	N/A	2L	Yes	External
AWT-5168T-H	170x450x670	4L	N/A	5L tank(suggest)	N/A



AWT-3100

AWT-3200



MODEL NO.	DIMENSION (mm)	HOT WATER	COLD WATER	ROOM WATER	FILTER
AWT-3100C	230x350x1250	N/A	3L	Yes	AIC-2C
AWT-3100CH	230x350x1250	3L	2.2L	N/A	External
AWT-3200C	230x350x1250	N/A	3L	Yes	AIC-2C
AWT-3200CH	230x350x1250	3L	2.2L	N/A	N/A

For home, office, restaurant, school

Plastic water cooler table top or standing



919H



919CH



798CH



929CH

MODEL NO.	DIMENSION (mm)	HOT WATER TEMP	COLD WATER TEMP	OPTION
919CH	L390xW400xH515	85°C-100°C	4°C	Filter
919H	L390xW400xH515	85°C-100°C	N/A	RO
929CH	L320xW400xH1040	85°C-100°C	4°C	RO
798CH	L330xW350xH1100	85°C-100°C	4°C	RO

Steel wall mounted or standing

MODEL NO.	DIMENSION (mm)
3207CH	L300xW425xH475
3207C	L300xW425xH475
3207H	L300xW425xH475
6207CH	L300xW425xH1060
6207C	L300xW425xH1060
6207H	L300xW425xH1060

MODEL NO.	HOT WATER TEMP/CAPACITY	COLD WATER TEMP/CAPACITY
3207CH	95°C-100°C/4L	3-5°C/2.5L
3207C	N/A	3-5°C/2.5L
3207H	95°C-100°C/4L	N/A
6207CH	95°C-100°C/4L	3-5°C/3L
6207C	N/A	3-5°C/3L/5L
6207H	95°C-100°C/9.5L	N/A



3207



6207

Water Dispenser With RO & UV

RO DRINKING WATER DISPENSER WITH BIG CAPACITY



A 2307ACH

MODEL NO.	DIMENSION (mm)	HOT TANK	COLD TANK
2307ACH	L530xW450xH1300	5L	10L
2307ACH/RO	L530xW450xH1300	5L	10L
2307ACH/RO/UV	L530xW450xH1300	5L	10L

MODEL NO.	REVERSE OSMOSIS	UV EQUIPMENT
2307ACH		
2307ACH/RO	•	
2307ACH/RO/UV	•	•

WATER FOUNTAIN FOR SCHOOL OR PUBLIC AREA



A 311C

A 312CH

A 315

A 313C

A 314C

MODEL NO.	DIMENSION (mm)	HOT TANK	COLD TANK	FILTRATION OPTION
311C	L830xW320xH1020	N/A	2.5L	Filtration
312CH	L700xW300xH1040	2L	2.5L	Filtration
313C	L320xW320xH1020	N/A	2.2L	Filtration
314C	L320xW320xH830	N/A	2.2L	N/A
315	L375xW320xH420	N/A	Direct	N/A

Solenoid Valves, Pressure Gauges, Flow Meters, Float Switch...

SOLENOID VALVES - NORMALLY CLOSED TYPE

A SV-1R	A SV-2R	A SV-2	A SV-3	A SV-4	A SV-6	A SV-8
Mini type N.C. 1/8"	N.C. 1/4" PP Body	N.C. 1/4" PP Body	N.C. 3/8"	N.C. 1/2"	N.C. 3/4"	N.C. 1", 1-1/2", 2"

CODE	PIPE	ORIFICE	CV	CODE	PIPE	ORIFICE	CV	CODE	PIPE	ORIFICE	CV	CODE	PIPE	ORIFICE	CV
SV-1	1/8"	2.5mm	0.21	SV-3	3/8"	5mm	0.5	SV-6	3/4"	20	0.21	SV-112	1-1/2"	40mm	24
SV-2	1/4"	2.5mm	0.21	SV-4	1/2"	13mm	4.5	SV-8	1"	25	0.21	SV-2IN	2"	50mm	36

PRESSURE GAUGES

A GAUGE-S	A GAUGE-H	A GAUGE-V
Small pressure Gauge *1/8" connector(option)	Horizontal Type w/bracket	Vertical Type




	PIPE SIZE	FACE DIA	TYPE	RANGE (PSI-KG / PSI-BAR)
GAUGE-S	1/8"	40m/m	Dry	0-160PSI / 0-11BAR
GAUGE-H	1/4"	60m/m	Liquid filled	0-200PSI / 0-15KG 0-200PSI / 0-15BAR 0-300PSI / 0-20KG 0-500PSI / 0-35KG 0-700PSI / 0-50KG
GAUGE-V	1/4"	60m/m	Liquid filled	0-100PSI / 0-7KG 0-150PSI / 0-10KG 0-200PSI / 0-15BAR 0-300PSI / 0-20KG 0-500PSI / 0-35KG 0-700PSI / 0-50KG

FLOATING SWITCH

A FT-T	A FT-C	A FT-CT01
Floating Switch for storage tanks	Floating Switch for Counter Top RO	Floating Switch

FLOW METERS PANEL TYPE



FM-01	0.1-1GPM	1/2"male	FM-20	2.0-20GPM	1"male
FM-02	0.2-2GPM	1/2"male	FM-40	4.0-40GPM	1-1/2"male
FM-05	1.0-5GPM	1/2"male	FM-60	6.0-60GPM	1-1/2"male
FM-10	1.0-10GPM	1"male	FM-80	8.0-80GPM	1-1/2"male

PIPE TYPE



FM-10C	1.0-10GPM	1"female	FM-40C	4.0-40GPM	1"female
FM-20C	2.0-20GPM	1"female	FM-60C	6.0-60GPM	1-1/2"female
FM-30C	3.0-30GPM	1"female	FM-80C	8.0-80GPM	1-1/2"female

Fittings, Quick Connectors, Nipples

PLASTIC JACO FITTINGS

10-4-2 Male Connector 1/4"tube x 1/8"pipe	10-4-4(O) Male Connector (oring) 1/4"tube x 1/4"pipe	10-4-6 Male Connector 1/4"tube x 3/8"pipe	10-4-8 Male Connector 1/4"tube x 1/2"pipe	10-6-4(O) Male Connector (oring) 3/8"tube x 1/4"pipe	10-6-6 Male Connector 3/8"tube x 3/8"pipe	10-6-8 Male Connector 3/8"tube x 1/2"pipe

10-8-8 Male Connector 1/2"tube x 1/2"pipe	15-4-4 Union Connector 1/4"tube	15-4-D Union Connector 1/4"tube	15-4-6 Union Connector 1/4"tube x 3/8"tube	15-6-6 Union Connector 3/8"tube	25-4-2 Female connector 1/4" tube x 1/8" thread	25-4-4 Female connector 1/4" tube x 1/4" thread

40-4-2 Male Elbow 1/4"tube x 1/8"pipe	40-4-4(O) Male Elbow (oring) 1/4"tube x 1/4"pipe	40-4-6 Male Elbow 1/4"tube x 3/8"pipe	40-6-4 Male Elbow 3/8"tube x 1/4"pipe	40-6-6 Male Elbow 3/8"tube x 3/8"pipe	40-8-6 Male Elbow 1/2"tube x 3/8"pipe	40-8-8 Female Elbow 1/2" tube x 1/2" thread

45-4-2 Female Elbow 1/4"tube x 1/8"thread	45-4-4 Female Elbow 1/4"tube x 1/4"thread	50-4-4 Union Elbow 1/4"tube x 1/4"tube	50-6-6 Union Elbow 3/8"tube x 3/8"tube	60-4-4(O) Male Branch Tees (O) 1/4"tube x 1/4"pipe	60-6-4 Male Branch Tees 3/8"tube x 1/4"pipe	60-6-6 Male Branch Tees 3/8"tube x 3/8"pipe

70-4 Union Tees 1/4"tube	70-6 Union Tees 3/8"tube	70-8 Union Tees 1/2"tube	75-4-4 Side Male Tees 1/4"tube x 1/4"pipe	75-6-4 Side Male Tees 3/8"tube x 1/4"pipe	75-6-6 Side Male Tees 3/8"tube x 3/8"pipe	76-4-4 Side Male Tees 1/4"tube x 3/8"tube x 1/4"pipe

PLASTIC BUSHING

BUSHING-P-xxMxxF	88M34F : 1" male x 3/4" female 88M12F : 1" male x 1/2" female 88M38F : 1" male x 3/8" female 88M14F : 1" male x 1/4" female 34M12F : 3/4" male x 1/2" female *Option: Male thread with o-ring*

PLASTIC FEMALE CONNECTOR

CN-P-xxFxxM	88F12M : 1" female x 1/2" male 34F12M : 3/4" female x 1/2" male 34F88M : 3/4" female x 1" male

PLASTIC NIPPLE WITH O-RING

NIPPLE-14 1/4" x 1/4"	NIPPLE-38 3/8" x 3/8"	NIPPLE-12 1/2" x 1/2"	NIPPLE-34 3/4" x 3/4"	NIPPLE-88 1" x 1"	NIPPLE-141 1 1/4" x 1 1/4"	NIPPLE-121 1 1/2" x 1 1/2"

Fittings, Quick Connectors, Nipples

QUICK FIT-IN CONNECTOR

Male Straight 1/4"tube 10-4-2: 1/4"tube x 1/8"male 10-4-4: 1/4"tube x 1/4"male 10-4-4-O: 10-4-4 w/ O-ring 10-4-6: 1/4"tube x 3/8"male	Male Straight 3/8"tube 10-6-4: 3/8"tube x 1/4"male 10-6-6: 3/8"tube x 3/8"male 10-6-8: 3/8"tube x 1/2"male	Male Straight 1/2"tube 10-8-6: 1/2"tube x 3/8"male 10-8-8: 1/2"tube x 1/2"male	Stem 1/4" 10-0402: 1/8"male 10-0404: 1/4"male 10-0406: 3/8"male	Stem 3/8" 10-0604: 1/4"male 10-0606: 3/8"male

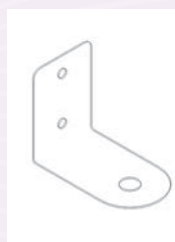
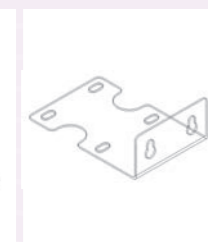
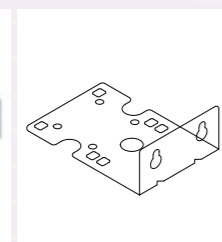
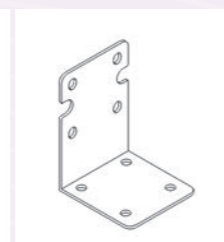
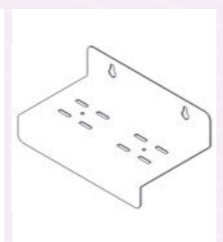
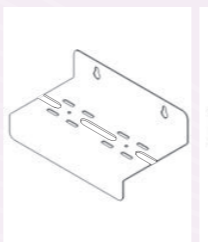

Union Straight 15-4-4: 1/4"tube 15-4-6: 1/4"tube x 3/8"tube 15-6-6: 3/8"tube	Female Straight 25-4-2: 1/4"tube x 1/8"female 25-4-4: 1/4"tube x 1/4"female 25-4-6: 1/4"tube x 3/8"female 25-4-8: 1/4"tube x 1/2"female 25-6-6: 3/8"tube x 3/8"female	Male Elbow 1/4"tube 40-4-2: 1/4"tube x 1/8"male 40-4-2-O: 40-4-2 with O-ring 40-4-4: 1/4"tube x 1/4"male 40-4-4-O: 40-4-4 with O-ring 40-4-6: 1/4"tube x 3/8"male	Male Elbow 3/8"tube 40-6-4: 3/8"tube x 1/4"male 40-6-6: 3/8"tube x 3/8"male	Male Elbow 1/2"tube 40-8-6: 1/2"tube x 3/8"male 40-8-8: 1/2"tube x 1/2"male

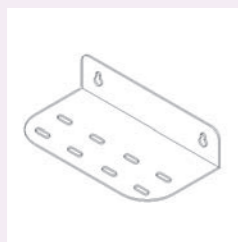
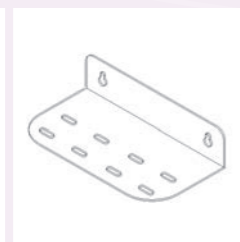
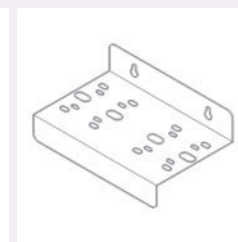
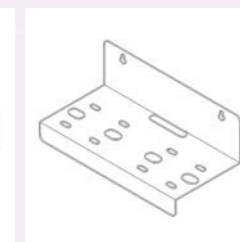
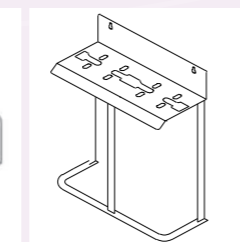
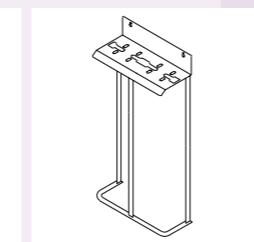
Elbow Stem 40 40-044: 1/4"tube x 1/4"stem 40-046: 1/4"tube x 3/8"stem 40-064: 3/8"tube x 1/4"stem 40-066: 3/8"tube x 3/8"stem	Union Elbow 50-4-4: 1/4"tube 50-4-6: 1/4"tube x 3/8"tube 50-6-6: 3/8"tube	Tee Central Male 60-4-4: 1/4"tube x 1/4"male 60-4-6: 1/4"tube x 3/8"tube 60-6-6: 3/8"tube x 3/8"male	Tee Central Stem 60 60-04: 1/4"tube x 1/4"stem 60-06: 3/8"tube x 3/8"stem	Union Y Y04: 1/4"tube Y06: 3/8"tube

Union Tee 70-4: 1/4"tube 70-6: 3/8"tube	Tee Tube 70-464: 1/4"tubex2+3/8"tube 70-646: 3/8"tubex2+1/4"tube	Tee Side Male 75-4-4: 1/4"tube x 1/4"male 75-6-4: 3/8"tube x 1/4"male	Tee Side Stem 70 70-044: 1/4"tube x 1/4"stem 70-066: 3/8"tube x 3/8"stem	CL-JG CL-JG14: 1/4" CL-JG38: 3/8"

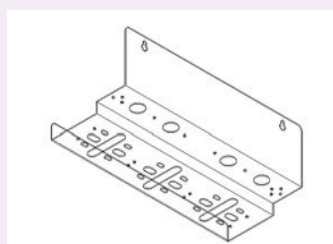
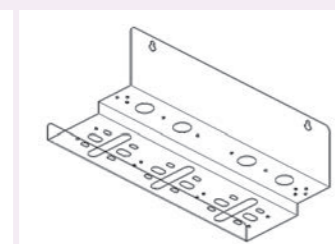
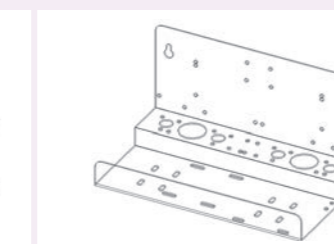
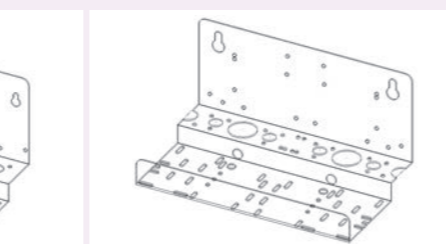
Union Twin 15-4-4D: 1/4"tube x 1/4"tube	1/2" M & F Connector 0408: 1/4"tube x 1/2"threads 0608: 3/8"tube x 1/2"threads	Faucet Connector 25 254-716: 1/4"tube x 7/16"female 256-716: 3/8"tube x 7/16"female	WRS-JG3814 Wrench for quick fit-in connectors

Steel mounting brackets... No fracture






						
BK-FT SS Bracket for Faucet	BK-1H-SS SS Bracket for Single Housing	BK-1A (SS) White or SS Bracket for AQF10/20 Housing	BK-1BB (SS) White or SS Bracket for Big Blue Housing	BK-2HN (SS) White or SS Bracket for 2 Housings	BK-2HN-1 SS Bracket for Big Blue Housing	BK-2HN-2 N type bracket for 2 Housings

					
BK-2NL (BK-3-NL) Bracket for 2 or 3 NL filters	BK-2-SS-R Bracket for 2 Housings	BK-2A (SS) White or SS bracket for 2 AQF housings	BK-2BB (SS) White or SS bracket for 2 BB housings	BK-2BB-STAND-10 White stand for 2 BB10" housings	BK-2BB-STAND-20 White stand for 2 BB20" housings

				
BK-3HN N type Bracket for 3 Housings	BK-3HN-1 (SS) White or SS, bracket for 3 housings	BK-3A-N N bracket for 3 AQF housings	BK-3A-SS-L SS L type Bracket for 3 AQF Housings	BK-3BB Bracket for 3 Big Blue Housings








			
BK-3A-150 Bracket for 3 AQF Housing (ARO-150G USE)	BK-800DIR Bracket for 3 AQF housings (AP-800-DIR USE)	BK-RO4 (BK-RO4P) Bracket for 4 stage RO (RO with pump)	BK-RO5 (BK-RO5P) Bracket for 5 stage RO (RO with pump)

SCREWS - S.STEEL FOR HOUSING ASSEMBLY

				
SCREW-AEG For all AEG/AYT housings 3/16" x 3/4"	SCREW-AQF For all AQF housings 1/4" x 3/4"	SCREW-BB For All BB housings 5/16" x 1"	SCREW-NL For NL filter 4 x 15mm	SCREW-680 For 680 housings 5/32" x 5/8"

Water tester, Monitor, Pressure control

WATER QUALITY TESTERS & MONITORS

		
TETDS Total Dissolved Solid Pen TDS-3: 1 ~ 999PPM TDS-2: 10 ~ 9990PPM TDS-4T: 1~9990PPM+Temp.	TDS-EC3 Easy Conductivity/Temp meter Range: 1-9990uS (EC3) Range: 0-9990uS, 0-8500ppm(COM100)	TDS-D2 Industrial Water Quality Monitor Two switch for Raw water & RO water Reading : 1-8000uS (1-4000ppm)
		
PH-D PH Reader Range: pH1-14 Temp.1-80°C	TESP001 Electrolysis Precipitator Testing limit: 2 minutes, glass cup, 110/220VAC	PR-D Digital Pressure Reader Range: up to 100PSI(7bar)
		
		TDS-D Panel type TDS meter Range: 1 ~ 9990 PPM

RO CONTROLLER



MC-2
AC110V, 240V 50/60Hz (24V available)
*Protect RO system
*Six function lamp indications
*Flush automatic, or manual
*Protecting pump
*5 function indicators

PRESSURE PROTECTION VALVE



PR-RD40 / PR-RD70
Stops water hammer
In/out 1/4" or 3/8" quick fitting
Limit: 40psi & 70psi
*Clip as option

FILTER CHANGE REMINDER



BVMW
Flow Counter
Mechanical Type
8000liter(2000gal.) shut-off

MICROPROCESSOR WATER QUALITY METER



DF-6000
Digit Flow Monitor
Monitor up to 5 liters



EC-410
EC-410R: Resistivity Controller
0.00~20.00MQ cm
EC410C: Conductivity Controller
0.00~200.0 μs/cm
Temperature: 0~100°C



TS-1
Portable pH/ORP METER
TS-1P PH Meter
TS-1O ORP Meter
Range: pH: 0.00~14Ph
mV: -1999~+1999mV

Anti-Scale products & material

Best Choice For Home Softening System

ANTI-SCALE ITEMS

RO or Filtration


Piping

Heater, Cooling Tower, Washing Maching



AIH **P808-S**

Anti-scale filter
1/4" Female,
Flow rate: 5LPM
Service life: 1 year
*AIH: Magnetic treatment
*P808-S: Food degree media



WI-34

Water Improver
3/4" male BSP
Flow rate: 6GPM
Service life: 5 years
*Anti-scale copper alloy



P808-34

Polyphosphate filter
3/4" Male & Female
Food degree material
Flow rate: 10GPM
Service life: 1 year
*Patented design - No jam

ANTI-SCALE SYSTEM



PM-D-G

Grundfos Dosing pump
3L/5L/9L per hour, 3 types

PM-D-SET

PM-D-G5: 5L/H
115 or 230V, 50/60Hz
TANK-L: 43x32x114cm B&W
FT-T: Float switch
*Option: PM-D-G: 3L/5L/9L
*Option: Anti-scale solution
Shipping Dimension:
50x38x116cm, 12kgs

MEDIA COLLECTION



Coconut shell GAC
25kgs/bag




Dechlorine media




KDF




Polyphosphate



Anion Resin



Cation Resin



Mix-bed Resin

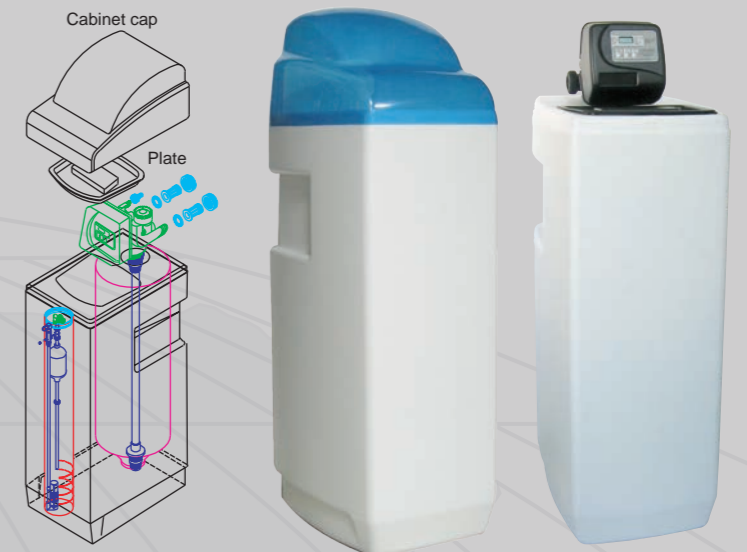


Anti-scale solution
20kgs/barrel

WATER SOFTENER & CABINETS

SOFTENER-1035

Parts Introduction:
Cabinet-L: 48x32x114cm (Blue & White)
Control Valve (8"-22" tank use)
1035 Fiber Glass Vessel
Cation resin
Transformer 12V
Salt valve set
1" Inlet connector
Brine pipe connector
Shipping dimension:
51x45x125cm/set, 46kgs



AQUAPRO BLOW MOLDED CABINETS Available in three sizes, accommodate a majority of control valves.



CABINET-L / M / S

CABINET-5L / 5M / 5S



CABINET-6L / 6M / 6S



Model	Dimension	Capacity of resin
S / 5S / 6S	L48*W32*H71cm	13 liters
M / 5M / 6M	L48*W32*H101cm	21 liters
L / 5L / 6L	L48*W32*H114cm	30 liters or 40 liters

Model	Fitted vessel	Cap color	Body
S / 5S / 6S	818	S: Blue/Green 5S/6S: Blue/Green/White	white
M / 5M / 6M	830	S: Blue/Green 5S/6S: Blue/Green/White	white
L / 5L / 6L	935 or 1035	S: Blue/Green 5S/6S: Blue/Green/White	white

Water Softening Parts - Vessels

Water Softening Parts - Control valve, Brine tank, Salt valve, Filter valve...



FRP / FIBER GLASS TANKS

We supply tanks of most application, 8" - 16" dia., 2.5" top opening

PART NO	DIA IN/MM	HEIGHT W/O BASE IN/MM	HEIGHT W/BASE IN/MM	CAPACITY GAL./LITER
818	8.4/213	18.6/472	18.9/480	3.52/13.32
830	8.4/213	29.8/757	30.0/762	6.06/22.94
735	7.2/183	35.1/892	35.6/904	5.04/19.10
835	8.2/208	35.0/889	35.5/902	6.55/24.80
935	9.2/234	35.1/892	35.6/904	8.83/33.42
1017	10.2/259	17.0/432	17.2/436	4.43/16.80
1035	10.2/259	35.0/889	35.5/902	10.47/39.63
1054	10.2/259	53.9/1369	54.4/1382	16.46/62.30
1252	12.2/316	52.2/1325	52.68/1338	23.06/87.30
1354	13.23/336	54.5/1385	55.04/1398	27.93/105.70
1465	14.3/363	64.9/1648	65.9/1674	39.10/148
1665	16.3/414	64.8/1636	65.8/1671	51.25/194

Stainless Steel Vessels

In addition to Fiber Glass type, S.steel vessels could be made ideally and costless. Stainless steel 304 or 316 as per your choice



FLANGE DOME HOLE NAME PLATE



Model	Capacity (Liter)	Dia x Height (mm)	Thickness	Top Open/ Material Hole	Dome hole *Option
SS-1054	62	254x1380	2mm	2-1/2"	1-1/2"
SS-1254	100	300x1380	2mm	2-1/2"	1-1/2"
SS-1465	142	350x1650	2mm	2-1/2"	2"
SS-1665	186	385x1650	2mm	2-1/2"	2"
SS-2062	275	515x1520	2mm	4"	2-1/2"
SS-2460	390	630x1520	3mm	4", M: 6"FLG	2-1/2"
SS-2472	448	630x1830	3mm	4", M: 6"FLG	2-1/2"
SS-3072	724	760x1830	4mm	4", M: 6"FLG	2-1/2"
SS-3672	1000	910x1820	4mm	4", M: 6"FLG	2-1/2"
SS-4872	1756	1210x1820	4mm/6mm	4", M: 6"FLG 6"FLG, M: 6"F	2-1/2"

CONTROL VALVE

Aquapro supplies 1" Clack Valves and parts which are adapted in Aquapro Softening system.



WS1TC-S (-F)

Time clock type - Softener or Filter

Including:

- Clack Valve TC type(S, or F)
- 12V CE adaptor
- Drain line flow control
- Injector(Softener only)
- 1" inlet connector
- Top distributor
- Brine pipe connector (3/4"xF1/2"Barb)
- Wrench for Valve (*option)
- Product manual

WS1CI-S (-F)

Volume type - Softener or Filter



12V CE adaptor

BRINE TANK AND SALT VALVE - 8"-16" VESSEL

SALT VALVE SET-L / M / S

- Pipe L: 4" dia x 80cm L
- Pipe M: 4" dia x 71cm L
- Pipe S: 4" dia x 39cm L
- Salt Valve(for 8" up to 18" vessel)
- Cab-fit :White Elbow Connector
- *could be ordered individually.

BT-1434

- Brine Tank with grid
- Capacity: 100L
- For 818 up to 1665 softener



SALT VALVE SET-L / M / S

BT-1434

FILTER VALVE, AIR VALVE, BY-PASS



VALVE-M1 / M2

- M1** : 2.5" TANK HEAD (6-16"tank)
 - a. In/out: 1", center 3/4"
 - b. In/out: 1", center 1"
- M2** : 4" TANK HEAD (16"-36"tank)
 - a. In/out: 2", center 1-1/4" (42mm)
 - b. In/out: 2", center 1-1/2" (50mm)

VALVE - M221

- In/out: 1" Pipe
- Center: 2 1/2" Male
- Fit-in pipes: 25.2mm od x 2 16mm od x 1

VALVE-AIR


- Air Valve
- 3/8" female (top) x 1"male (bottom)
- 3/8" female (top) x 3/4"male (connector incl.)
- 3/8" female (top) x 1/2"male (connector incl.)

BYPASS-N

- 1" Bypass valve
- For Fleck control head 5600, 2510, 9000...
- *3/4" available

Water Softening Parts - Top & Bottom distributors

Top Open 2.5", 6"-12"Dia tank



V-DIS-T1

Top Distributor
1" for 6"-12"dia tank

V-DIS-B1

Bottom Distributor
1" for 6"-12"dia tank

Top Open 2.5", 8"-16"Dia tank



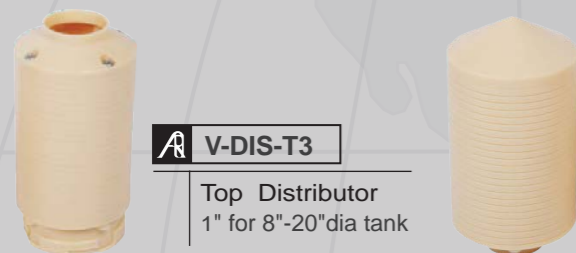
V-DIS-T2 (T2-C)

Top Distributor
1" for 8"-16"dia tank

V-DIS-B2

Bottom Distributor
1" for 8"-16"dia tank

Top Open 2.5", 8"- 20"Dia tank



V-DIS-T3

Top Distributor
1" for 8"-20"dia tank

V-DIS-B3

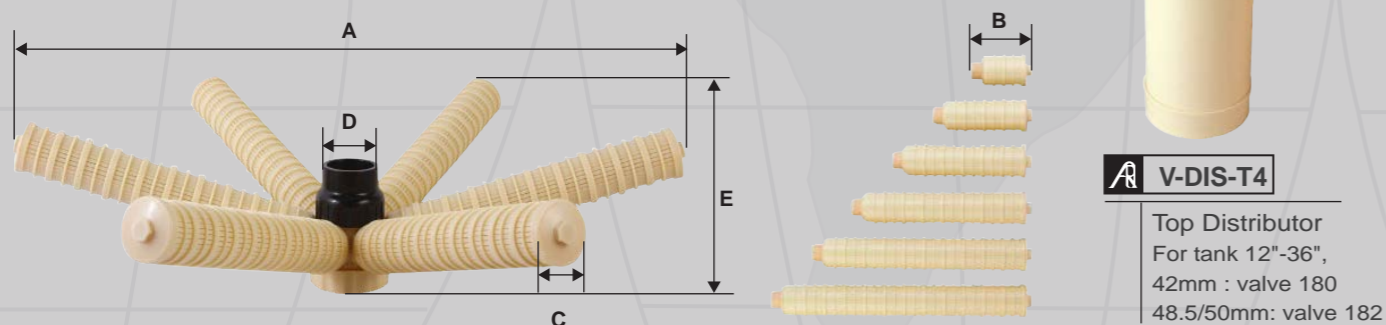
Bottom Distributor
1" for 8"-20"dia tank



V-DIS-B

Bottom Distributor
Application:
Free style 1 ton/piece

Top Open 4", 12"- 36"Dia tank



V-DIS-T4

Top Distributor
For tank 12"-36",
42mm : valve 180
48.5/50mm: valve 182

6 ports bottom distributor - Regular flow


Model No.	Dimension (mm)					Tank Dia
	A	B	C	D	E	
V-DIS6-B12	260	82	35	48.5/50	110	12"-16"
V-DIS6-B18	370	136	35	48.5/50	110	18"-21"
V-DIS6-B24	460	182	35	48.5/50	110	24"
V-DIS6-B30	620	260	35	48.5/50	110	30"
V-DIS6-B36	710	305	35	48.5/50	110	32"-36"

6 ports bottom distributor - High flow

Model No.	Dimension (mm)					Tank Dia
	A	B	C	D	E	
V-DIS6-B16L	260	82	53	48.5/50	160	12"-16"
V-DIS6-B18L	370	136	53	48.5/50	160	18"-20"
V-DIS6-B24L	450	182	53	48.5/50	160	24"
V-DIS6-B30L	620	260	53	48.5/50	160	30"
V-DIS6-B36L	710	330	53	48.5/50	160	36"-40"
V-DIS6-B48L	930	410	53	48.5/50	160	48"

Water Softening Parts - Top & Bottom distributors

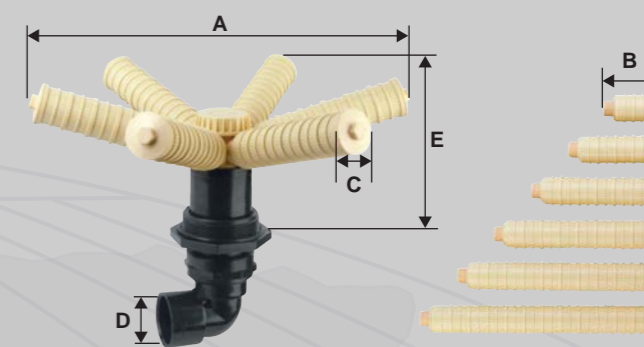
Top & Bottom 4" open, 13"- 40"Dia tank



Top & Bottom mount diffuser - Side mount

Model No.	Dimension (mm)				Tank Dia
	A	B	C	D	
V-DIF-30L	242	472	88	63/60.3	30"-40"
V-DIF36L	310	540	88	63/60.3	36"-40"
V-DIF-30L-N	250	380	88	63/60.3	30"-40"
V-DIF-36L-N	300	430	88	63/60.3	36"-40"


Bottom open 4", 13"- 48"Dia tank



6 ports bottom mount distributor - High flow


Model No.	Dimension (mm)					Tank Dia
	A	B	C	D	E	
V-DIS6-B16L-SD	260	82	53	63/60.3	280	13"-16"
V-DIS6-B18L-SD	370	136	53	63/60.3	280	18"-21"
V-DIS6-B24L-SD	450	182	53	63/60.3	280	24"
V-DIS6-B30L-SD	620	260	53	63/60.3	280	30"
V-DIS6-B36L-SD	710	330	53	63/60.3	280	32"-36"
V-DIS6-B48L-SD	930	410	53	63/60.3	280	48"

Top open 4" - 8", 36"- 60"Dia tank



12 ports bottom distributor - High flow


Model No.	Dimension (mm)					Tank Dia
	A	B	C	D	E	
V-DIS6D-B40L	710	330	53	63	270	36"-40"
V-DIS6D-B48L	930	410	53	63	270	48"-60"



12 ports bottom distributor - Side mount - High flow

Model No.	Dimension (mm)					Tank Dia
	A	B	C	D	E	
V-DIS6D-B40L-SD	710	330	53	63/60.3	360	36"-40"
V-DIS6D-B48L-SD	930	410	53	63/60.3	360	48"-60"

Thread closure - ABS




V-TC-2.5
2.5"

V-TC-4
4"

V-TC-6
6"

V-TC-6FLG
6" FLANGE

Thread adapters - ABS



V-TA-4
4"- 2.5"

V-TA-6 (6"-4")
6"- 4"

V-TA-6FLG
6"- 4" FLANGE

AQUA*PRO*

Our Major

Water Purification Facility

Residential, Commercial & Industrial RO

Water Softener System

Ultraviolet Water Sterilizer

Full Range Components

OEM & ODM Projects